

# **BEXAR COUNTY**

**Office of Criminal Justice**

## **BEXAR COUNTY JUDICIAL MANAGEMENT REPORT**

**JUSTICE OF THE PEACE  
4th QUARTER REPORT FY 2019-20  
(July, 2020 - September, 2020)**

**JUDICIAL SYSTEM WORKLOAD  
AND EFFICIENCY MEASURES**

**Brief Summary:**

This report covers FY 2019-2020 between the months of July and September (Quarter 4). The report only includes the Justices of the Peace in the Bexar County judicial system:

Between the months of July 2020 and September 2020, the following judges were in office:

- Precinct 1- Place 1: Judge Robert Tejeda  
Place 2: Judge Ciro Rodriguez
- Precinct 2- Place 1: Judge Roberto A Vazquez
- Precinct 3- Place 1: Judge Jeff Wentworth
- Precinct 4- Place 1: Judge Rogelio Lopez

This report focuses on the following three measures and shows how the individual precincts performed relative to each other.

- Measure 1: Cost per Disposition
- Measure 2: Clearance Rate

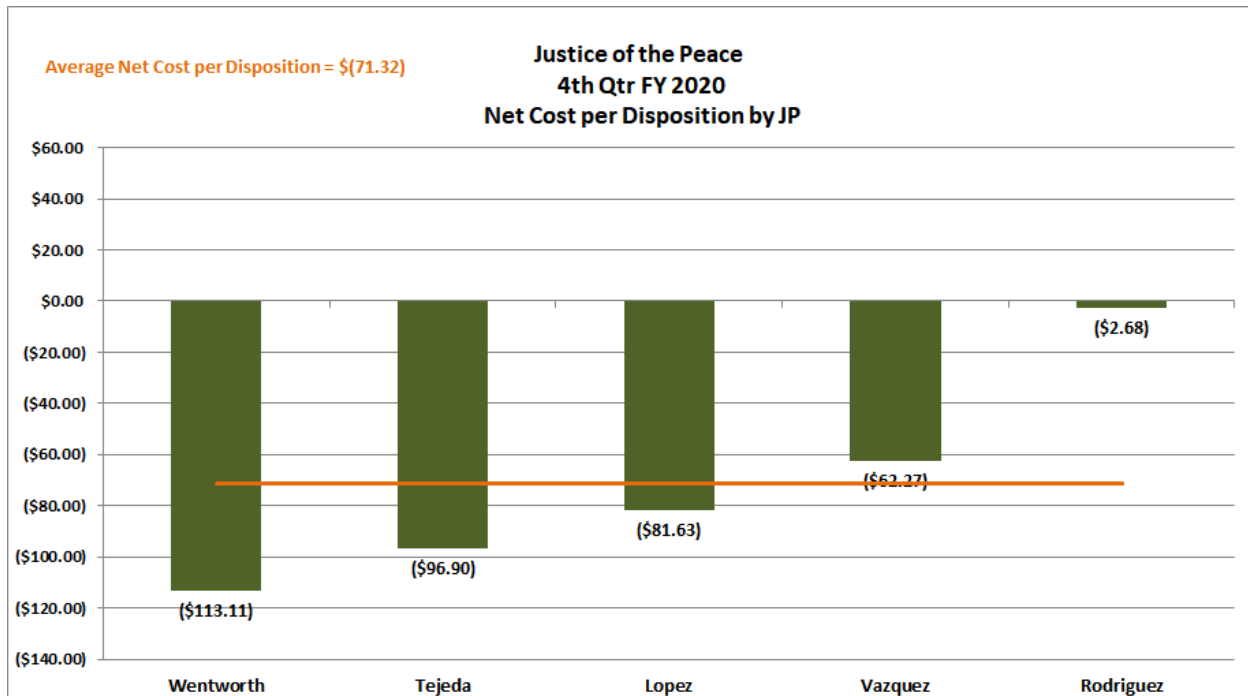
## Measure 1: Net Cost per Disposition

**Definition:** The net cost of disposing of a single case.

**Analysis and Interpretation:** The following graph and table show a precinct-by-precinct comparison of Net Cost per Disposition based on 4th Quarter FY 2019-20 data. Precincts are listed in order of the least to the most net cost per disposition. The last chart displays a comparison of the Cost per Disposition by Precinct for the past 5 quarters.

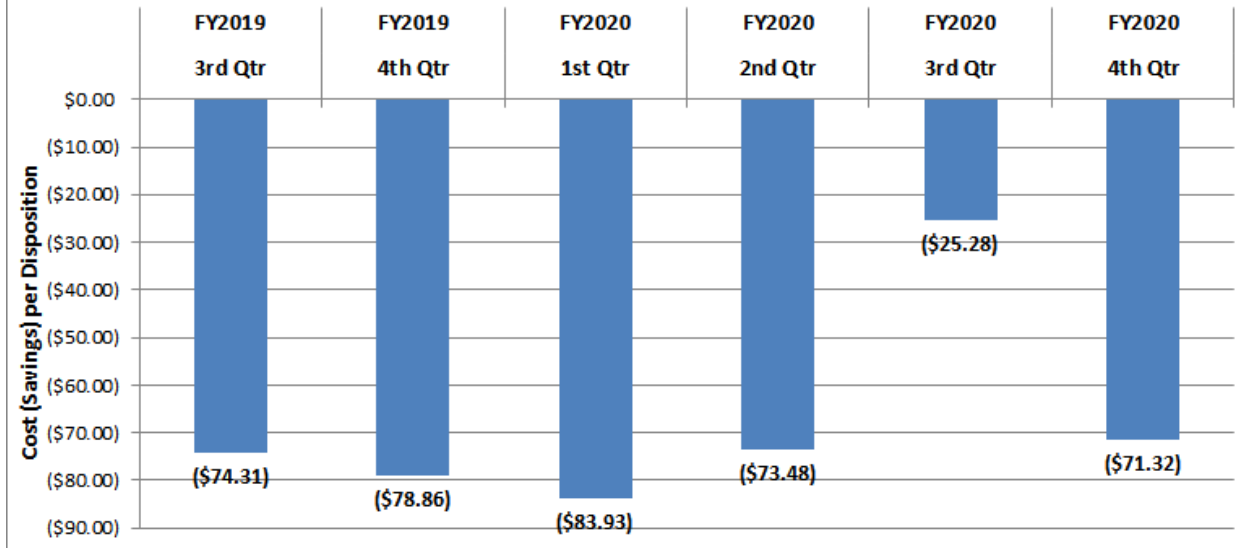
### 4th Qtr. FY 2019-20 Net Cost per Disposition

Court	Total Quarter Revenue	Total Quarter Expenses	Net Cost	Total Cases Disposed	Net Cost per Disposition
Pct. 1 Place 1 Tejada	\$933,723.97	\$221,218.82	(\$712,505.16)	7353	(\$96.90)
Pct. 1 Place 2 Rodriguez	\$225,604.67	\$221,218.82	(\$4,385.86)	1636	(\$2.68)
<b>Subtotal Precinct 1</b>	<b>\$1,159,328.64</b>	<b>\$442,437.63</b>	<b>(\$716,891.01)</b>	<b>8989</b>	<b>(\$99.58)</b>
Pct. 2 Place 1 Vazquez	\$392,120.05	\$181,038.65	(\$211,081.40)	3390	(\$62.27)
<b>Subtotal Precinct 2</b>	<b>\$392,120.05</b>	<b>\$181,038.65</b>	<b>(\$211,081.40)</b>	<b>3390</b>	<b>(\$62.27)</b>
Pct. 3 Place 1 Wentworth	\$380,080.80	\$139,941.55	(\$240,139.25)	2123	(\$113.11)
<b>Subtotal Precinct 3</b>	<b>\$380,080.80</b>	<b>\$139,941.55</b>	<b>(\$240,139.25)</b>	<b>2123</b>	<b>(\$113.11)</b>
Pct. 4 Place 1 Lopez	\$488,260.84	\$199,117.04	(\$289,143.80)	3542	(\$81.63)
<b>Subtotal Precinct 4</b>	<b>\$488,260.84</b>	<b>\$199,117.04</b>	<b>(\$289,143.80)</b>	<b>3542</b>	<b>(\$81.63)</b>
<b>Court Wide Total</b>	<b>\$2,419,790.33</b>	<b>\$962,534.87</b>	<b>(\$1,457,255.46)</b>	<b>18044</b>	<b>(\$356.59)</b>



*Note: The Budgetary costs for Precinct 2, 3 or 4 are not separated by each Justice of the Peace; the cost was divided equally between Justices of the Peace in each Precinct to calculate the cost per disposition.*

### Average Net Cost per Disposition by Quarter



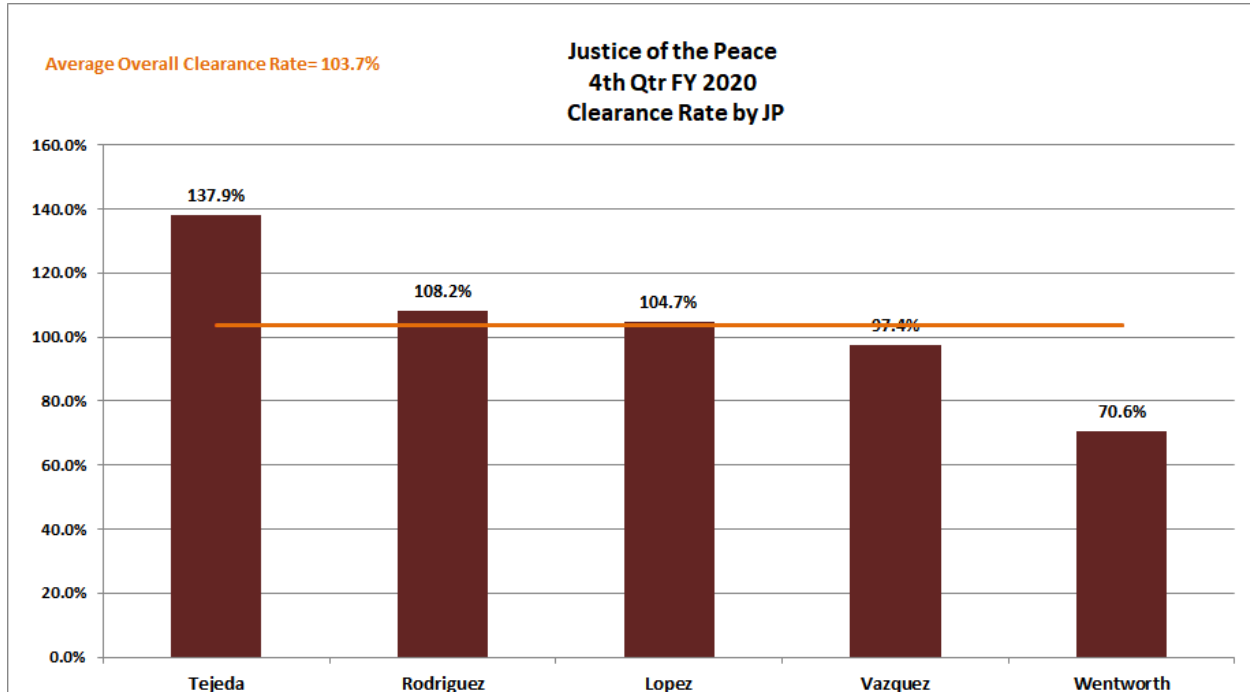
## Measure 2: Clearance Rates

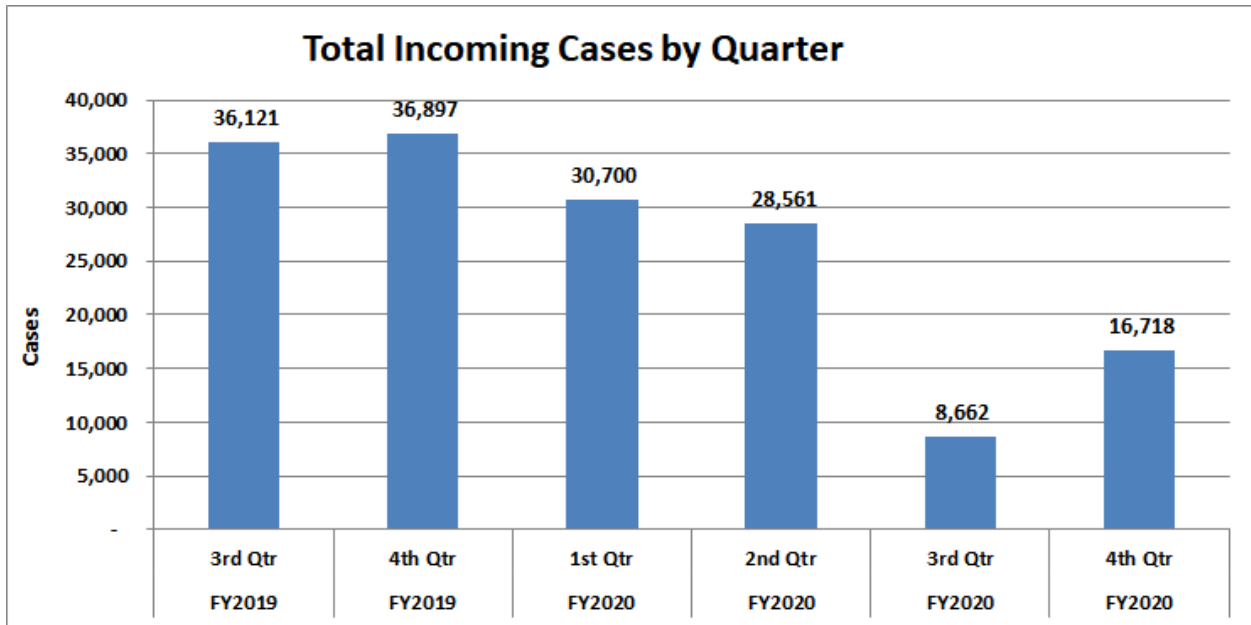
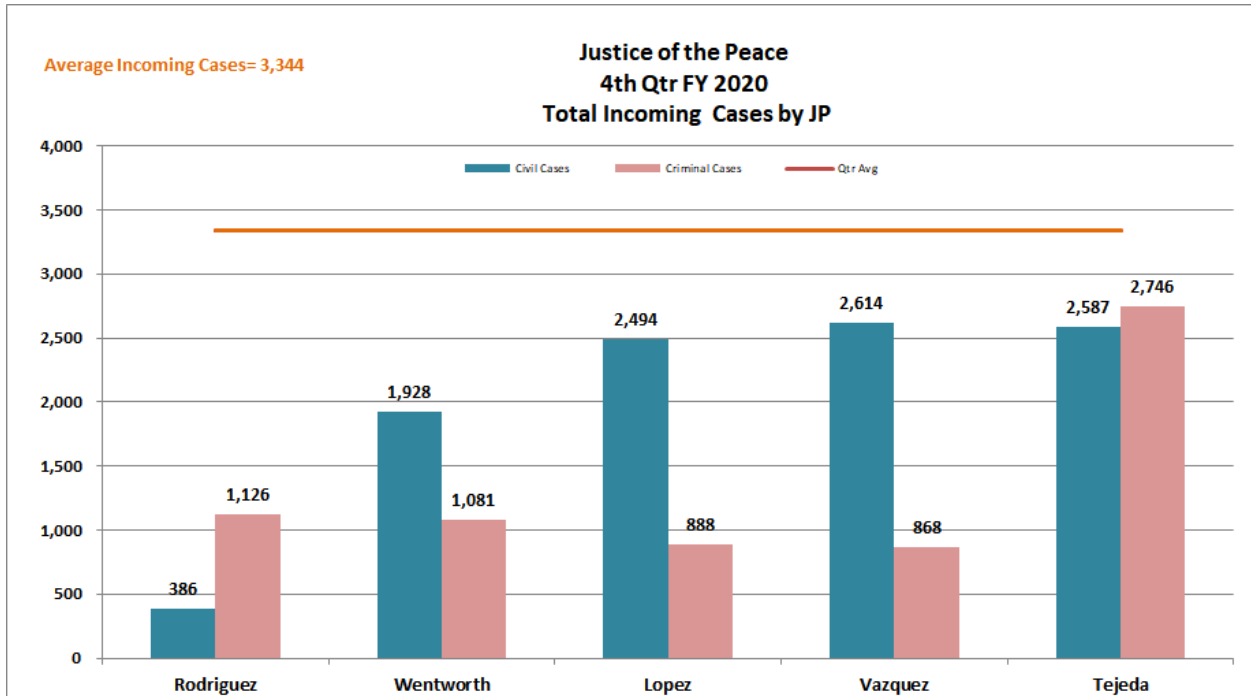
**Definition:** The number of disposed cases as a percentage of the number of incoming cases.

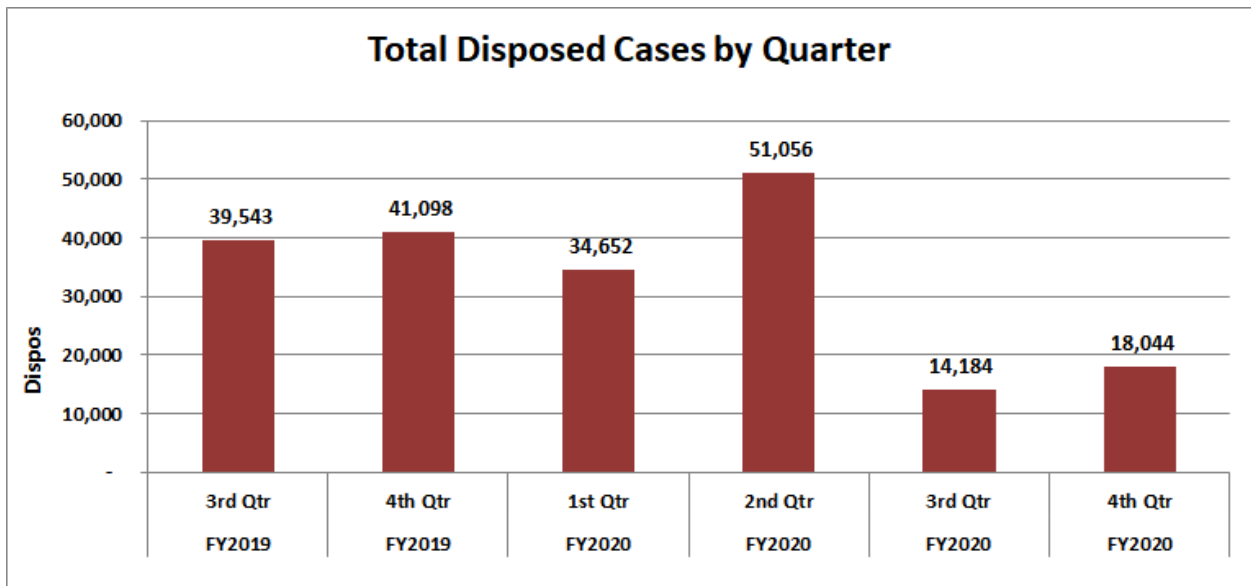
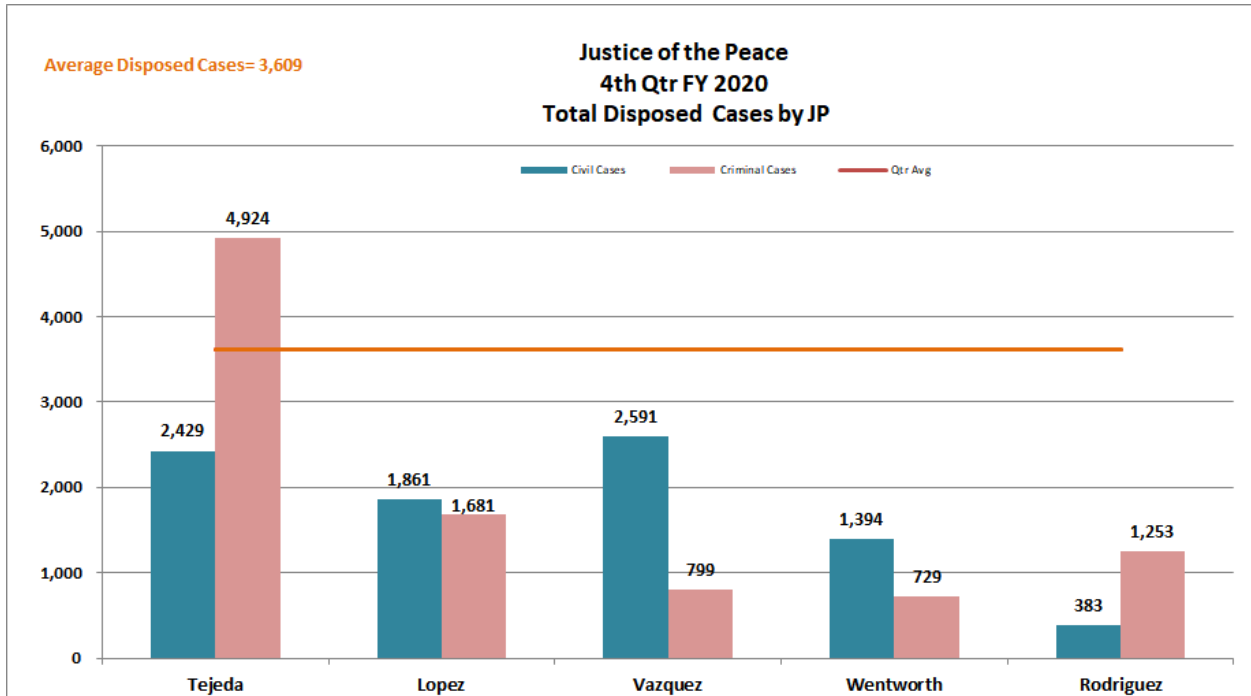
**Analysis and Interpretation:** The clearance rate is a measure of the incoming cases a precinct receives monthly compared to the total cases disposed that month. This measure portrays the Precinct's ability to balance current caseload and incoming cases. A clearance rate of 100% represents a precinct that is currently maintaining the status quo. Above 100% represents a precinct that is disposing of more cases than it is receiving. Below 100% represents a precinct that is disposing of fewer cases than it is receiving. This measure is helpful in making case management decisions that will assist in the reduction of backlog.

Several graphs are displayed below.

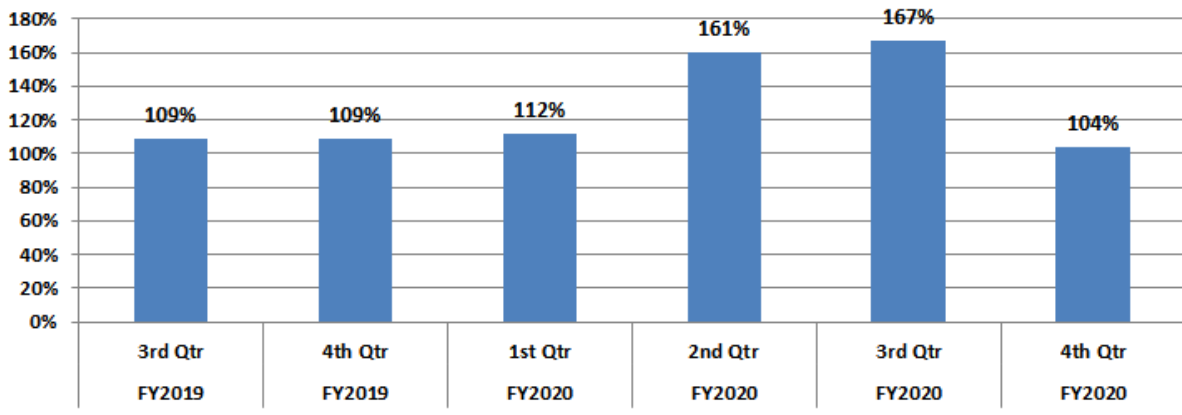
1. The first chart shows the clearance rate by Justice of the Peace from the highest combined clearance rate to the lowest.
2. The second chart shows the total incoming criminal and civil cases for the quarter for each Justice of the Peace, which indicates the incoming workload for the quarter
3. The third graph compares the number of total incoming cases received for the past five quarters.
4. The fourth graph displays total civil and criminal cases that were disposed by each Justice of the Peace during the quarter, which indicate the amount of case work that was produced for the quarter.
5. The fifth chart displays the details of the cases disposed by each of the full-time Justice of Peace during the quarter.
6. The sixth chart displays the details of the cases disposed by each of the part-time Justice of Peace during the quarter.
7. The seventh chart compares the number of total disposed cases for the past five quarters.
8. The eighth chart compares the combined criminal case clearance rates for the previous five quarters.







### Average Clearance Rates by Quarter





BEXAR COUNTY JUDICIAL MANAGEMENT REPORT  
APPENDIX A  
Explanation and Method of Collection for Different Measures

**Measure 1: Cost per Disposition**

**Definition:** The net cost of disposing of a single case.

**Method:** Cost per disposition is the net cost of the precinct divided by the number of dispositions. Net cost per disposition includes revenue collected and costs between July 2020 and September 2020 from each precinct. This measure allows the precinct to compare their average cost (savings) per case to other precincts, enabling the participants to make adjustments to precinct practices where applicable.

**Measure 2: Clearance Rates**

**Definition:** The number of disposed cases as a percentage of the number of incoming cases.

**Method:** Clearance rates are measured using two variables, incoming cases and the number of cases disposed monthly. Incoming cases include new cases filed during the month, cases reactivated, and all other cases, less any deactivated cases. The number of outgoing cases includes all monthly dispositions.

BEXAR COUNTY JUDICIAL MANAGEMENT REPORT  
APPENDIX B  
Source Documents for Different Measures

**Sources:**

**Measure 1: Cost per Disposition**

Bexar County AMCAD Case Management System, Lawson Financial System

**Measure 2: Clearance Rate**

Bexar County AMCAD Case Management System