




# BEXAR COUNTY MEDICAL EXAMINER'S OFFICE

7337 LOUIS PASTEUR DRIVE  
SAN ANTONIO, TEXAS 78229  
(210) 335-4000

[www.bexar.org/medicalexaminer](http://www.bexar.org/medicalexaminer)



## 2010 ANNUAL REPORT



"Accredited by the National Association of Medical Examiners"

## TABLE OF CONTENTS

General Statistics.....	1
Cases Investigated	
Cases Accepted	
Cases Autopsied/Inspected	
Unidentified Bodies	
Donations (Organ, Corneal and Tissue)	
County Burials	
Performance Indicators.....	2
Investigations	
Morgue	
Toxicology	
Office Services	
Manner of Death .....	3
Percent Autopsied	
Manners by Method.....	4
Homicide	
Suicide	
Accident	

## GENERAL STATISTICS

	<u>2008</u>	<u>2009</u>	<u>2010</u>
Total Number of Cases Investigated	9500	9557	9969
Cases Accepted	2273	2215	2253
Scene Investigations	772	760	850
<sup>1</sup> Bexar County	2192	2012	2156
Autopsies			
Complete Autopsies	1227	1150	1122
Partial Autopsies	124	128	116
Inspections	678	734	751
Death Certificates Only	38	28	57
Storage/Voided Cases	125	99	110
<sup>2</sup> Out of County	81	76	97
Autopsies			
Complete Autopsies	76	71	90
Partial Autopsies	4	4	3
Inspections	1	1	4
<b>Total</b>			
Autopsies			
Complete Autopsies	1303	1221	1212
Partial Autopsies	128	132	119
Inspections	679	735	755
Hospital autopsies retained under ME jurisdiction	15	6	9
Unidentified Bodies	5	2	2
Exhumations	0	0	0
Bodies Transported (Contract Service)	2106	2077	2053
Donations			
Organ	33	20	44
Corneal	200	216	209
Tissue	156	184	197
County Burials	49	48	30

<sup>1</sup> Includes Autopsies (Complete and Partial) and Inspections only.

<sup>2</sup>Out of County cases are reported on this page for the purpose of performance indicators. For County statistical purposes, only Bexar County cases will be reported for the remainder of the annual report.

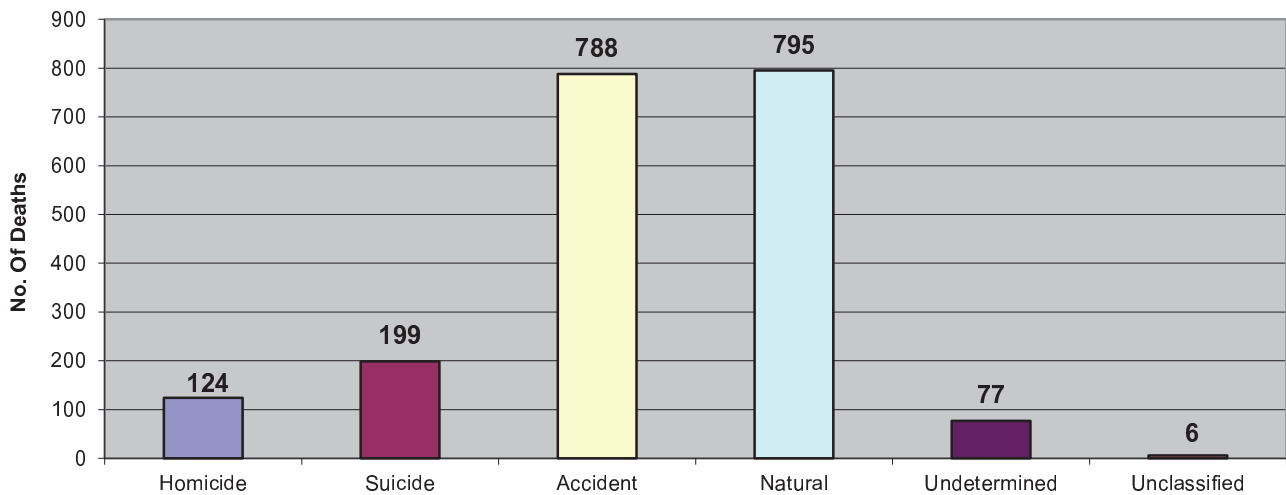
## PERFORMANCE INDICATORS

	<u>2008</u>	<u>2009</u>	<u>2010</u>
<b><u>Investigations:</u></b>			
Cases Handled by Investigations	9,500	9,557	9,969
Cases Accepted	2,273	2,215	2,253
Scenes Investigated	772	760	850
Hours Spent On Phone	2,436	2,803	2,883
Times Called To Building Issues, Security Issues, Etc.	1,416	2,240	5,004
Requested Followups	1,663	1,956	2,884
<b><u>Morgue:</u></b>			
Complete Autopsies Performed	1,303	1,221	1,212
Partial Autopsies Performed	128	132	119
External Examinations Conducted	679	735	755
Homicides Processed (i.e. Evidence, Etc.)	175	151	124
Microscopic Blocks Requested	3,300	3,199	2,577
Cases On Which Microscopic Slides Were Requested	679	679	577
Tissue Destruction Cases	1,375	1,419	1,374
Radiographs Taken	1,864	1,651	1,779
<b><u>Toxicology:</u></b>			
Toxicology Tests Performed	63,358	63,413	81,892
ME Cases Where Toxicology Testing Was Performed	1,523	1,607	1,572
% of ME Cases Where Toxicology Testing Was Performed	72%	77%	75%
Toxicology QA/QC Measures	14,041	14,959	19,137
DUI/DWI Cases	233	497	1,235
<b><u>Office Services:</u></b>			
Death Certificates & Amendments Typed	2,679	2,677	2,623
QA Performed On Death Certificates & Amendments	5,358	5,354	5,246
Cremation Certificates Issued	3,846	3,963	4,292
Burial Transit Permits Issued	3,981	4,025	4,352
Records Mailed Out	2,721	4,500	2,355
Building Visitors	6864	6380	5944
Cases Transcribed	2185	2093	2132
QA Performed On Autopsy/External Reports	4186	4760	4358

## MANNER OF DEATH

<b><u>Manner</u></b>	<b><u>2008</u></b>	<b><u>2008</u></b>	<b><u>2010</u></b>
Homicide	175	151	124
Suicide	172	204	199
Accident	850	779	788
Natural	747	805	795
Undetermined	78	70	77
Unclassified	7	3	6
Total	2029	2012	1989

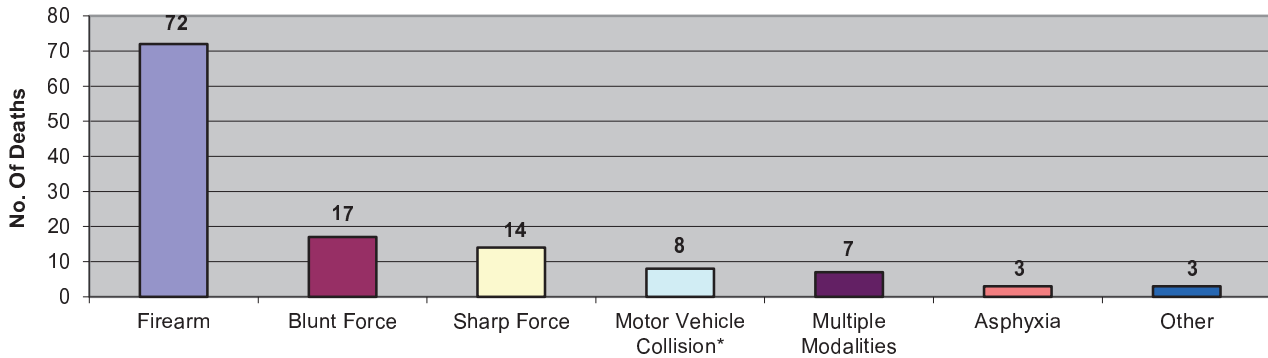
### 2010



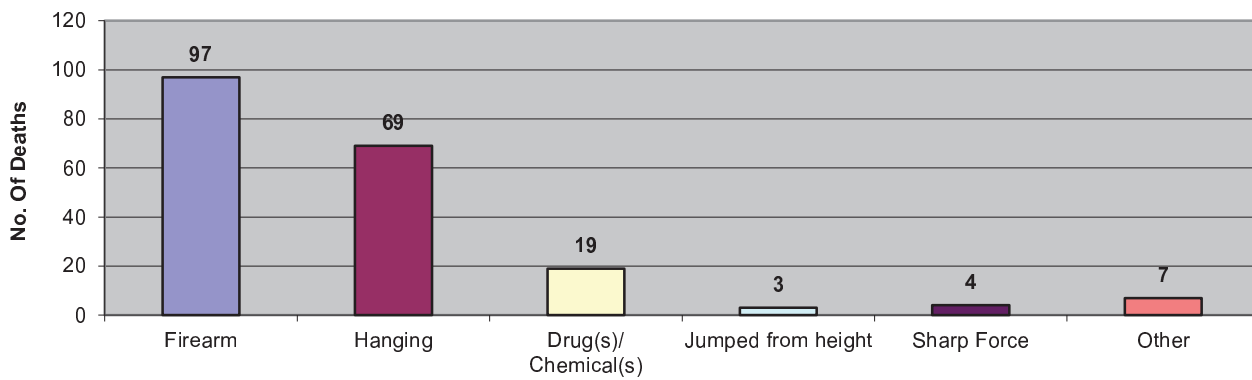
<b><u>Manner</u></b>	<b><u>Total Cases</u></b>	<b><u>Number Autopsied</u></b>	<b><u>Percent Autopsied</u></b>
Homicide	124	123	99%
Suicide	199	134	67%
Accident	788	421	53%
Natural	795	485	61%
Undetermined	77	72	94%
Unclassified	6	3	50%
Total	1989	1238	62%

**2010**

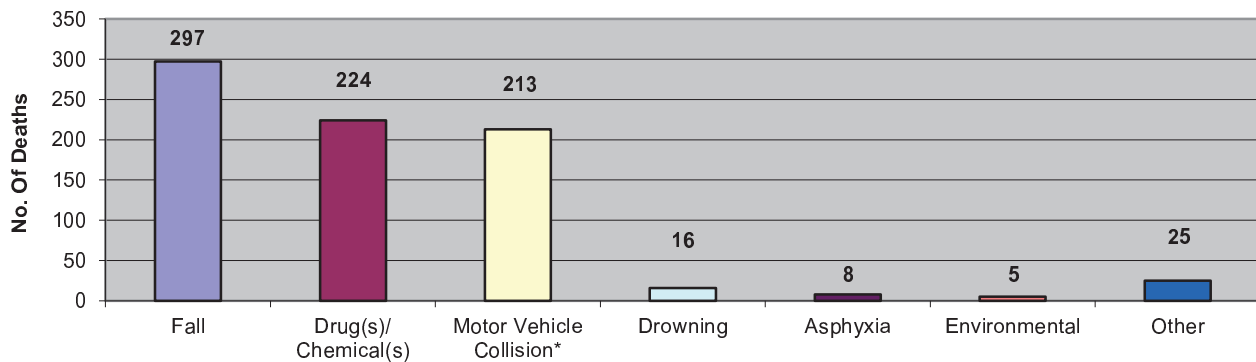
**Homicides By Method**



**Suicides By Method**



**Accidents By Method**



\*Motor vehicle collisions include the following types of deaths: motor vehicle-driver; motor vehicle-passenger; motor vehicle-pedestrian; motor vehicle-fire; motorcycle/ATV; and bicycle vs. motor vehicle deaths.