

# BEXAR COUNTY



## MEDICAL EXAMINER'S OFFICE

ANNUAL REPORT

# BEXAR COUNTY MEDICAL EXAMINER'S OFFICE

## STAFF 1997

Vincent J.M. DiMaio, M.D.  
Robert C. Bux, M.D.  
Suzanna E. Dana, M.D.  
Randall E. Frost, M.D.  
Jan C. Garavaglia, M.D.  
Russell Deidiker, M.D.  
Jennifer Rulon, M.D.

Chief Medical Examiner  
Deputy Chief Medical Examiner  
Medical Examiner  
Medical Examiner  
Medical Examiner  
Fellow, July 1, 1996 - June 30, 1997  
Fellow, July 1, 1997 - June 30, 1998

---

---

Gloria Delgado  
Wanda Beale  
Gloria Guzman  
Lydia Mata  
LuAnn Pierce  
Sandra Tamez

Clerical Supervisor  
Office Assistant II  
Office Assistant II  
Office Assistant I  
Office Assistant II  
Office Assistant I

---

---

Gary W. Kunsman, Ph.D.  
Joe L. Castorena  
Mike Frontz  
Carrie Lerma  
Paola Rodriguez  
Robert Rodriguez  
Loretta Rosales

Chief Toxicologist  
Toxicological Chemist  
Toxicological Chemist  
Lab Assistant  
Toxicological Chemist  
Toxicological Chemist  
Toxicological Chemist

---

---

John Raymond  
Harold Brooks  
Martin Castillo  
Danny Guzman

Chief Diener  
Diener  
Diener  
Diener

---

---

Steven Hanson  
Rubin Arevalos  
Gary Biggs  
Perry Clifton  
Jeffrey Francis  
Jerry Leyva  
Gail Lindsey  
Guadalupe Soto  
Frank Tovar, Jr.  
George Bueno  
David Espinosa  
Pilar Rodarte

Chief Medical Investigator  
Medical Investigator  
Medical Investigator  
Medical Investigator  
Medical Investigator  
Medical Investigator  
Medical Investigator  
Medical Investigator  
Medical Investigator  
Morgue Clerk  
Morgue Clerk  
Morgue Clerk

---

---

Patricia Hitch  
Rosemarie Mueller

Forensic Science Building Manager  
Data Analyst

## ANNUAL REPORT

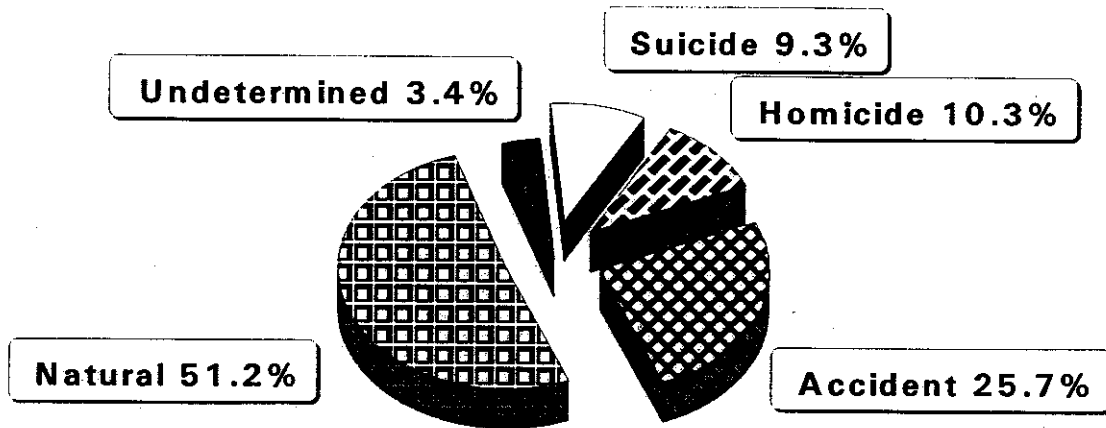
	1993	1994	1995	1996	1997
<b>Total Number of Cases Investigated</b>	5,335	5,505	5,748	7,387	7,460
<b>Cases Accepted</b>	1,947	1,993	1,862	1,962	1,907

<b>Autopsies</b>	1,333	1,350	1,162	1,243	1,175
<b>Complete Autopsies</b>	-----	-----	-----	-----	1,094
<b>Partial Autopsies</b>	-----	-----	-----	-----	81
<b>Inspections</b>	591	608	665	698	699
<b>Death Certificates Only</b>	23	35	35	21	33

<b>Storage Cases</b>	98	131	112	82	121
<b>Cremation Certificates Issued</b>	1,324	1,434	1,567	1,601	1,883
<b>Scene Investigations</b>	441	424	380	367	340

## 1997 SUMMARY OF MEDICAL EXAMINER CASES

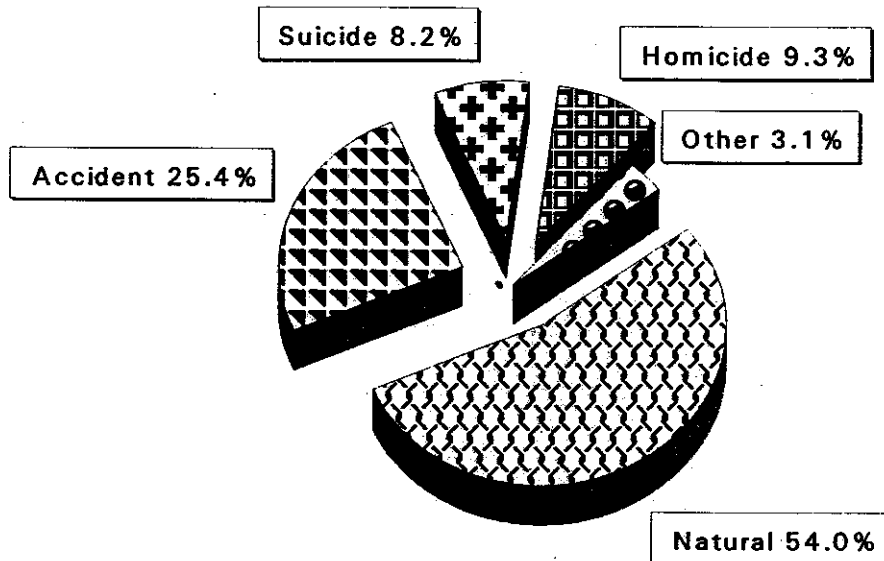
	Total Cases	Number Autopsied	Percentage Autopsied
<b>Homicide</b>	197	197	100%
<b>Suicide</b>	178	136	76%
<b>Accident</b>	490	366	75%
<b>Natural</b>	977	416	43%
<b>Undetermined</b>	57	55	96%
<b>Unclassified</b>	8	5	63%
<b>Total</b>	1,907	1,175	62%



## Manner of Death: Bexar County Cases

	1995	1996	1997
Homicide	181	165	156
Suicide	181	169	138
Accident	402	457	427
Natural	847	864	906
Undetermined	24	16	44
Unclassified	8	7	8
Total	1,643	1,678	1,679

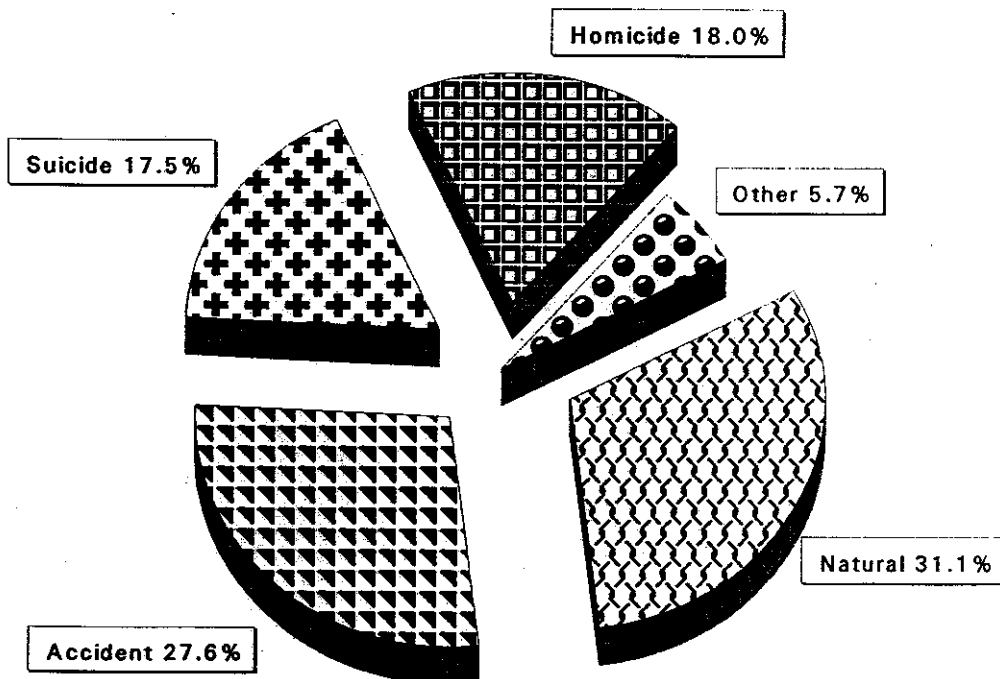
1997



## Manner of Death: Contract Cases

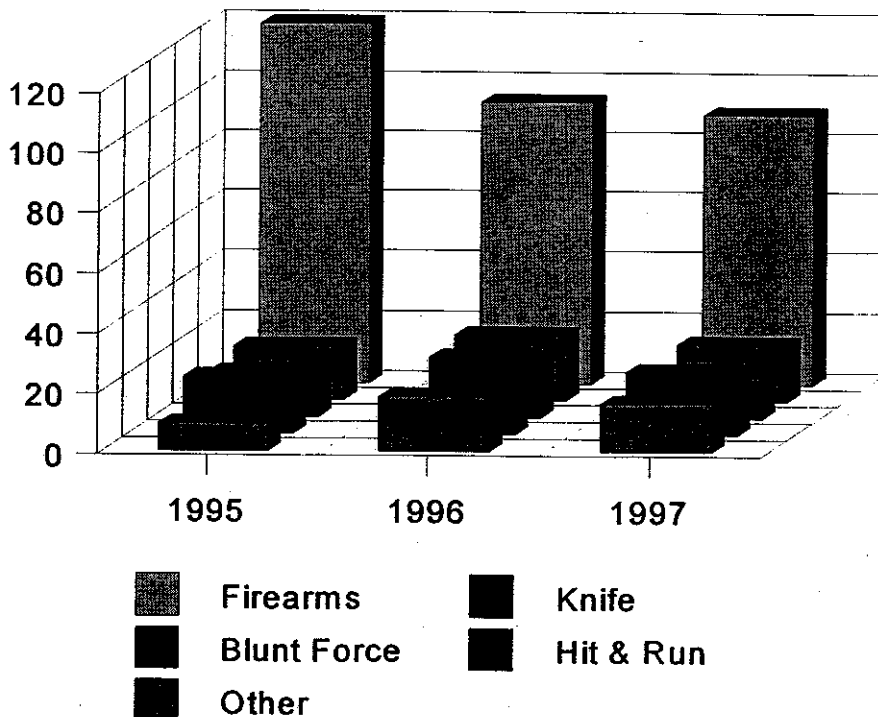
	1995	1996	1997
Homicide	57	59	41
Suicide	46	40	40
Accident	66	102	63
Natural	43	69	71
Undetermined	6	12	13
Unclassified	1	2	0
Total	219	284	228

1997



## Bexar County: Homicides by Method

	1995	1996	1997
Firearms	120	94	90
Knife	18	22	19
Blunt Force	15	20	10
Hit & Run	19	11	21
Burns/Fire	2	4	1
Asphyxia	4	6	10
Multiple Methods	1	3	3
Other	2	5	2
<b>Total</b>	<b>181</b>	<b>165</b>	<b>156</b>



## Bexar County: Homicides by Age, Race, Sex

	1995	1996	1997
0-5	9	7	9
6-10	0	1	0
11-15	10	9	3
16-19	36	20	21
20-29	43	43	31
30-39	44	28	44
40-49	18	34	22
50-59	9	9	11
60-69	9	5	7
70-79	2	4	5
80-89	0	1	0
90-99	0	0	0
Unk	1	4	3
<b>Total</b>	<b>181</b>	<b>165</b>	<b>156</b>

	1995	1996	1997
W/M	117	113	111
W/F	25	32	25
B/M	34	17	15
B/F	5	3	5
O/M	0	0	0
O/F	0	0	0
<b>Total</b>	<b>181</b>	<b>165</b>	<b>156</b>



## Bexar County: Drugs and Alcohol in Homicide Victims


Alcohols/Drugs Analysis	1995	1996	1997
No Tests Performed	4	10	7
Negative for Drugs & Alcohol	65	64	51
Positive for Alcohol	54	45	42
Drugs Only	23	20	28
Drugs & Alcohol	35	26	28
<b>Total</b>	<b>181</b>	<b>165</b>	<b>156</b>


Alcohol (g/dl)	1995	1996	1997
< .05	18	13	15
.05-.099	24	11	15
.10-.199	24	27	25
.20-.299	16	15	9
+ .30	7	5	6
<b>Total</b>	<b>89</b>	<b>71</b>	<b>70</b>

## Bexar County: Homicides By Firearms

Type of Weapon*	1995	1996	1997
Handgun	100	69	69
Centerfire Rifle	15	7	8
Rimfire Rifle	5	5	4
Shotgun	7	6	12
Unknown	1	8	6
<b>Total</b>	<b>128</b>	<b>95</b>	<b>99</b>

\* More than one weapon was used in several cases in all years.

Caliber of Handguns 	1995	1996	1997
.38/.357	26	18	26
9mm	25	16	9
.380 ACP	10	9	7
.25	10	3	5
.22	7	8	5
.32	4	3	3
.45 ACP	2	2	4
.40	8	7	5
Other	8	3	5
<b>Total</b>	<b>100</b>	<b>69</b>	<b>69</b>

Caliber of Centerfire Rifles 	1995	1996	1997
7.62 x 39	12	6	7
Other	3	1	1
<b>Total</b>	<b>15</b>	<b>7</b>	<b>8</b>

**Bexar County: Child Homicides  
Ages 0 - 5**

Method	1995	1996	1997
Blunt Force	4	7	5
Asphyxia	2	0	4
Motor Vehicle	2	0	0
Other	1	0	0
<b>Total</b>	<b>9</b>	<b>7</b>	<b>9</b>

Race/Sex	1995	1996	1997
W/M	6	5	3
W/F	3	1	4
B/M	0	0	1
B/F	0	1	1
O/M	0	0	0
O/F	0	0	0
<b>Total</b>	<b>9</b>	<b>7</b>	<b>9</b>

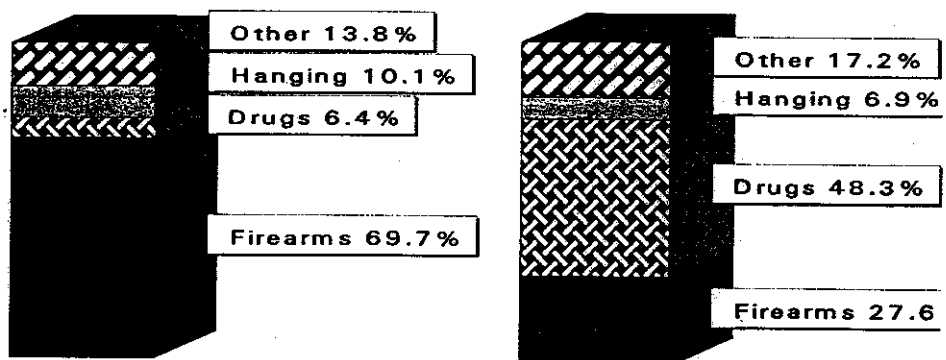
**Bexar County: Sudden Infant Death Syndrome**

Race/Sex	1995	1996	1997
W/M	12	7	14
W/F	7	7	4
B/M	2	2	0
B/F	0	0	0
O/M	0	0	0
O/F	0	0	0
<b>Total</b>	<b>21</b>	<b>16</b>	<b>18</b>

## Bexar County: Suicides by Method

	1995		1996		1997	
	Male	Female	Male	Female	Male	Female
Firearms	101	12	91	18	76	8
Drugs/Chemicals	11	17	13	10	7	14
Hanging	13	4	22	2	11	2
Carbon Monoxide	6	5	5	0	1	1
Jumping	1	0	0	0	3	1
Fire	1	2	2	0	2	1
Knife	1	2	1	0	5	0
Asphyxia	1	1	2	3	3	1
Other	2	1	0	0	1	1
<b>Total</b>	<b>137</b>	<b>44</b>	<b>136</b>	<b>33</b>	<b>109</b>	<b>29</b>
		<b>181</b>		<b>169</b>		<b>138</b>

### Male Vs. Female - 1997



## Bexar County: Suicides by Age, Race, Sex

	1995	1996	1997
< 15	4	1	2
15-19	17	14	11
20-29	25	30	21
30-39	38	32	31
40-49	34	36	22
50-59	20	18	17
60-69	17	9	8
70-79	19	17	20
80-89	6	10	5
90-99	1	2	1
Unk	0	0	0
<b>Total</b>	<b>181</b>	<b>169</b>	<b>138</b>

	1995	1996	1997
W/M	130	129	100
W/F	44	30	29
B/M	6	5	7
B/F	0	3	1
O/M	1	2	1
O/F	0	0	0
<b>Total</b>	<b>181</b>	<b>169</b>	<b>138</b>

## Bexar County: Drugs and Alcohol in Suicide Victims

Alcohols/Drugs Analysis	1995	1996	1997
No Tests Performed	2	4	4
Negative for Drugs & Alcohol	75	57	50
Positive for Alcohol	30	41	30
Drugs Only	41	42	36
Drugs & Alcohol	33	25	18
<b>Total</b>	<b>181</b>	<b>169</b>	<b>138</b>

Alcohol (g/dl)	1995	1996	1997
<.05	17	14	4
.05-.099	6	8	13
.10-.199	21	19	20
.20-.299	15	21	9
+.30	4	4	2
<b>Total</b>	<b>63</b>	<b>66</b>	<b>48</b>

## Bexar County: Suicides By Firearms

Type of Weapon	1995	1996	1997
Handgun	92	79	65
Centerfire Rifle	2	6	5
Rimfire Rifle	4	8	2
Shotgun	13	14	7
Derringer	0	1	1
Unknown	2	1	4
<b>Total</b>	<b>113</b>	<b>109</b>	<b>84</b>

Caliber of Handguns	1995	1996	1997
.38/.357	36	33	31
.22	22	17	10
.25	6	6	2
.32	2	2	5
.45 ACP	2	6	2
.380 ACP	16	3	8
9mm	5	8	6
Other	3	4	1
<b>Total</b>	<b>92</b>	<b>79</b>	<b>65</b>

## Bexar County: Teenage Suicides

Method	1995	1996	1997
Firearms	15	11	9
Hanging	4	3	2
Drugs	2	1	2
Other	0	0	0
<b>Total</b>	<b>21</b>	<b>15</b>	<b>13</b>

Race/Sex	1995	1996	1997
W/M	15	12	7
W/F	4	2	4
B/M	2	0	2
B/F	0	0	0
O/M	0	1	0
O/F	0	0	0
<b>Total</b>	<b>21</b>	<b>15</b>	<b>13</b>



## Bexar County: Motor Vehicle Operators

<b>Alcohols/Drugs Analysis</b>	<b>1995</b>	<b>1996</b>	<b>1997</b>
<b>No Tests Performed</b>	3	3	6
<b>Negative for Drugs &amp; Alcohol</b>	30	33	29
<b>Positive for Alcohol</b>	33	42	23
<b>Drugs Only</b>	6	1	8
<b>Drugs &amp; Alcohol</b>	12	11	4
<b>Total</b>	84	90	70

<b>Alcohol (g/dl)</b>	<b>1995</b>	<b>1996</b>	<b>1997</b>
<b>&lt; .05</b>	0	5	2
<b>.05-.099</b>	4	6	4
<b>.10-.199</b>	23	21	7
<b>.20-.299</b>	17	15	10
<b>+ .30</b>	1	6	4
<b>Total</b>	45	53	27

<b>Seatbelt Use</b>	<b>1995</b>	<b>1996</b>	<b>1997</b>
<b>Yes</b>	17	26	24
<b>No</b>	42	46	29
<b>Unknown</b>	25	18	17
<b>Total</b>	84	90	70

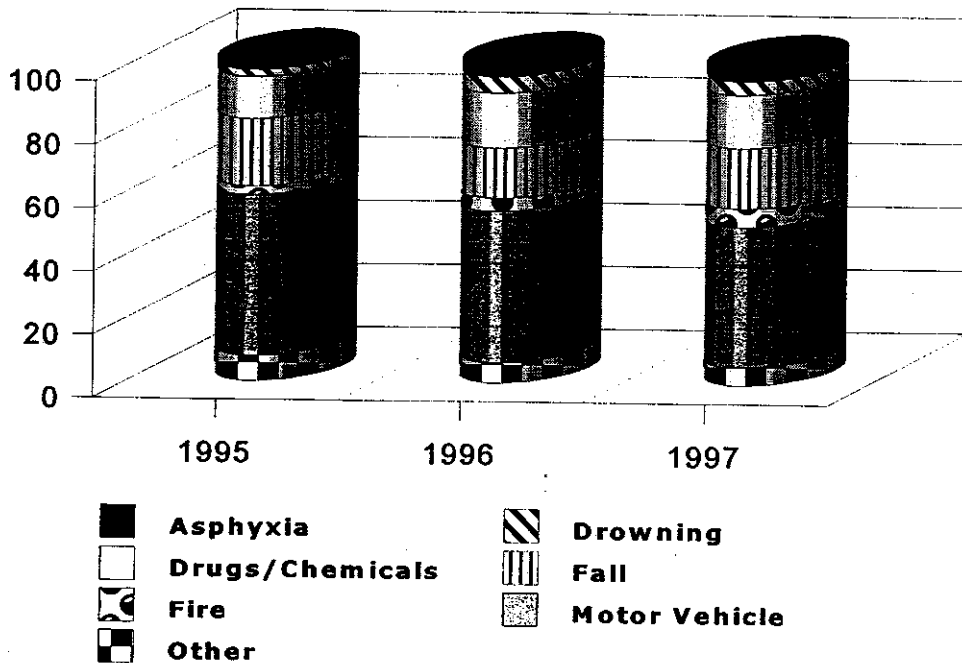
## Bexar County: Pedestrians

Alcohol Analysis	1995	1996	1997
No Tests Performed	3	5	3
No Alcohol	20	17	21
< .05	2	0	1
.05-.099	0	1	0
.10-.199	5	3	5
.20-.299	2	2	7
+ .30	6	0	1
<b>Total</b>	<b>38</b>	<b>28</b>	<b>38</b>



Age	1995	1996	1997
0-5	4	3	2
6-10	1	2	0
11-15	2	0	2
16-19	2	0	3
20-29	4	4	4
30-39	10	2	9
40-49	4	6	7
50-59	3	6	2
60-69	4	3	4
70-79	2	1	4
80-89	2	0	1
Unk	0	1	0
<b>Total</b>	<b>38</b>	<b>28</b>	<b>38</b>

## Bexar County: Accidental Deaths

	1995	1996	1997
Motor Vehicle	205	220	189
Fall	85	72	81
Drugs/Chemicals	53	79	71
Fire	11	19	25
Drowning	9	23	18
Asphyxia	7	15	16
Firearms	2	2	3
Electrocution	5	4	6
Other	25	23	18
<b>Total</b>	<b>402</b>	<b>457</b>	<b>427</b>



## Bexar County: Deaths Due to Drugs/Toxic Substances

	1995	1996	1997
Heroin 	21	27	22
Cocaine 	7	20	15
Heroin and Cocaine	10	5	6
Narcotics*	3	3	8
Tricyclic Anti-Depressants	5	6	3
Propoxyphene	4	1	2
Mixed Drugs	20	17	17
Barbiturates	0	1	1
Ethyl Alcohol	0	5	2
Carbon Monoxide	12	8	3
Other	11	19	13
<b>Total</b>	<b>93</b>	<b>112</b>	<b>92</b>

\* Other than heroin or cocaine

## Toxicological Workload: Tests Performed

	1997
<b>Alcohol</b>	5,448
<b>Alkaline</b>	4,608
<b>Amphetamines</b>	19
<b>Benzodiazepines</b>	23
<b>Cocaine</b>	936
<b>Narcotics</b>	936
<b>Cannabinoids</b>	200
<b>Carbon Monoxide</b>	168
<b>SMA</b>	180
<b>Immunoassay</b>	3,324
<b>Other</b>	3,876
<b>Total</b>	19,718