

BEXAR COUNTY FORENSIC SCIENCE CENTER

ANNUAL REPORT

1996

BEXAR COUNTY FORENSIC SCIENCE CENTER

STAFF 1996

VINCENT J.M. DIMAIO, M.D.
ROBERT C. BUX, M.D.
SUZANNA E. DANA
JAN C. GARAVAGLIA, M.D.
ALEKSANDAR MILOVANOVIC, M.D.
RUSSELL DEIDIKER, M.D.

CHIEF MEDICAL EXAMINER
DEPUTY CHIEF MEDICAL EXAMINER
MEDICAL EXAMINER
MEDICAL EXAMINER
FELLOW, JULY 1, 1995 - JUNE 30, 1996
FELLOW, JULY 1, 1996 - JUNE 30, 1997

PATRICIA HITCH
ROSEMARIE MUELLER
GLORIA DELGADO
WANDA BEALE
GLORIA GUZMAN
CHRISTA MARTINEZ
LYDIA MATA
PATRICIA MORIN

FORENSIC SCIENCE MANAGER
DATA ANALYST
OFFICE ASSISTANT III
OFFICE ASSISTANT II
OFFICE ASSISTANT II
OFFICE ASSISTANT II (TEMPORARY)
RECEPTIONIST
OFFICE ASSISTANT I

JAMES C. GARRIOTT, PH.D.
JOE L. CASTORENA
CHARLOTTE CANNEY
MARK FLORENCE
MIKE FRONTZ
ROBERT RODRIGUEZ
LORETTA ROSALES

CHIEF TOXICOLOGIST
ASST. CHIEF TOXICOLOGIST
LAB ASSISTANT
TOXICOLOGICAL CHEMIST I
TOXICOLOGICAL CHEMIST II
TOXICOLOGICAL CHEMIST III
TOXICOLOGICAL CHEMIST II

JOHN RAYMOND
HAROLD BROOKS
MARTIN CASTILLO
DANNY GUZMAN

CHIEF DIENER
DIENER
DIENER
DIENER

STEVEN HANSON
GARY BIGGS
PERRY CLIFTON
JEFFREY FRANCIS
EVA HICKMAN
JERRY LEYVA
FRANK TOVAR, JR.
GEORGE BUENO
GUADALUPE SOTO
THERESA VEROSKY

CHIEF MEDICAL INVESTIGATOR
MEDICAL INVESTIGATOR
MEDICAL INVESTIGATOR
MEDICAL INVESTIGATOR
MEDICAL INVESTIGATOR
MEDICAL INVESTIGATOR
MEDICAL INVESTIGATOR
MORGUE CLERK
MORGUE CLERK
MORGUE CLERK

TIM FALLON
JAMES E. BOUSSER
BRIAN CHO
EDARD LOVE
RICHARD STENGEL
LONNIE GINSBERG
GUSTAVO DELEON
GARON FOSTER
HENRY HOLLYDAY III
COURTNEY CALLANEN
CHRISTINE ESQUIVEL
ANITA GONZALES
LOUISE GUERRERO

CHIEF OF PHYSICAL EVIDENCE
DRUG ANALYST SUPERVISOR
DRUG ANALYST CHEMIST I
FIREARMS EXAMINER
FIREARMS EXAMINER
CHIEF FORENSIC SEROLOGIST
FORENSIC SEROLOGIST
FORENSIC SEROLOGIST
FORENSIC SEROLOGIST
FORENSIC TECHNICIAN
EVIDENCE RECEIPT CLERK
EVIDENCE RECEIPT CLERK
OFFICE ASSISTANT II

ANNUAL REPORT

1994-1995-1996

| | <u>1994</u> | <u>1995</u> | <u>1996</u> |
|------------------------------------|-------------|-------------|-------------|
| TOTAL NUMBER OF CASES INVESTIGATED | 5505 | 5748 | 7387 |
| CASES ACCEPTED | 1993 | 1862 | 1962 |
| AUTOPSIES | 1350 | 1162 | 1243 |
| INSPECTIONS | 608 | 665 | 698 |
| DEATH CERTIFICATES ONLY | 35 | 35 | 21 |
| STORAGE CASES | 131 | 112 | 82 |
| CREMATION CERTIFICATES ISSUED | 1434 | 1567 | 1601 |
| SCENE INVESTIGATIONS | 424 | 380 | 367 |

SUMMARY OF MEDICAL EXAMINER CASES

1996

| | TOTAL CASES | | NUMBER AUTOPSIED | AUTOPSIED |
|--------------|--------------|-----------------|------------------|------------|
| HOMICIDES | 224 | (11.4)% | 222 | 99% |
| SUICIDES | 209 | (10.6)% | 160 | 77% |
| ACCIDENTS | 559 | (28.5)% | 437 | 78% |
| NATURAL | 933 | (47.6)% | 388 | 42% |
| UNDETERMINED | 28 | (1.4)% | 27 | 96% |
| UNCLASSIFIED | <u>9</u> | <u>(0.5)%</u> | <u>9</u> | <u>89%</u> |
| TOTAL | 1,962 | (100.0)% | 1,243 | 63% |

1995

| | | | | |
|--------------|--------------|-----------------|--------------|------------|
| HOMICIDES | 238 | (12.8)% | 237 | 99% |
| SUICIDES | 227 | (12.2)% | 178 | 78% |
| ACCIDENTS | 468 | (25.2)% | 353 | 75% |
| NATURAL | 890 | (47.8)% | 360 | 40% |
| UNDETERMINED | 30 | (1.6)% | 27 | 90% |
| UNCLASSIFIED | <u>9</u> | <u>(0.4)%</u> | <u>8</u> | <u>89%</u> |
| TOTAL | 1,862 | (100.0)% | 1,163 | 62% |

1994

| | | | | |
|--------------|--------------|-----------------|--------------|------------|
| HOMICIDES | 329 | (16.5)% | 327 | 99% |
| SUICIDES | 222 | (11.2)% | 202 | 91% |
| ACCIDENTS | 452 | (22.6)% | 389 | 86% |
| NATURAL | 951 | (47.8)% | 400 | 42% |
| UNDETERMINED | 28 | (1.4)% | 27 | 96% |
| UNCLASSIFIED | <u>11</u> | <u>(0.5)%</u> | <u>5</u> | <u>45%</u> |
| TOTAL | 1,993 | (100.0)% | 1,350 | 68% |

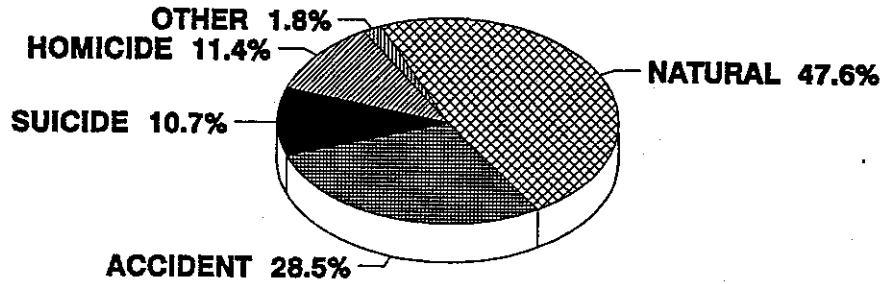
MANNER OF DEATH: BEXAR COUNTY CASES

| | <u>1994</u> | <u>1995</u> | <u>1996</u> |
|--------------|-------------|-------------|-------------|
| HOMICIDES | 250 | 181 | 165 |
| SUICIDES | 185 | 181 | 169 |
| ACCIDENTS | 394 | 402 | 457 |
| NATURALS | 903 | 847 | 864 |
| UNDETERMINED | 20 | 24 | 16 |
| UNCLASSIFIED | <u>11</u> | <u>8</u> | <u>7</u> |
| TOTAL | 1,763 | 1,643 | 1,678 |

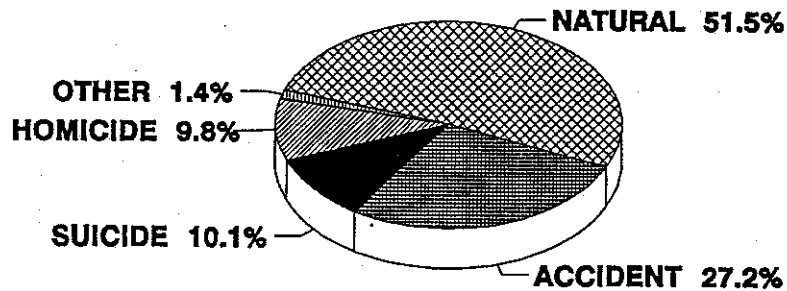
MANNER OF DEATH: CONTRACT CASES

| | <u>1994</u> | <u>1995</u> | <u>1996</u> |
|--------------|-------------|-------------|-------------|
| HOMICIDES | 79 | 57 | 59 |
| SUICIDES | 37 | 46 | 40 |
| ACCIDENTS | 58 | 66 | 102 |
| NATURALS | 48 | 43 | 69 |
| UNDETERMINED | 8 | 6 | 12 |
| UNCLASSIFIED | <u>0</u> | <u>1</u> | <u>2</u> |
| TOTAL | 230 | 219 | 284 |

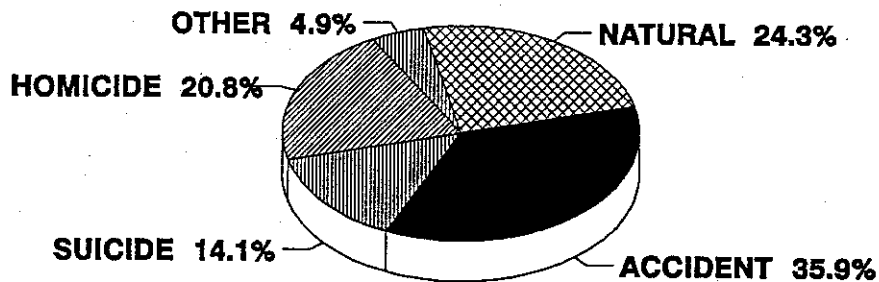
SUMMARY OF ALL CASES: 1996



BEXAR COUNTY CASES

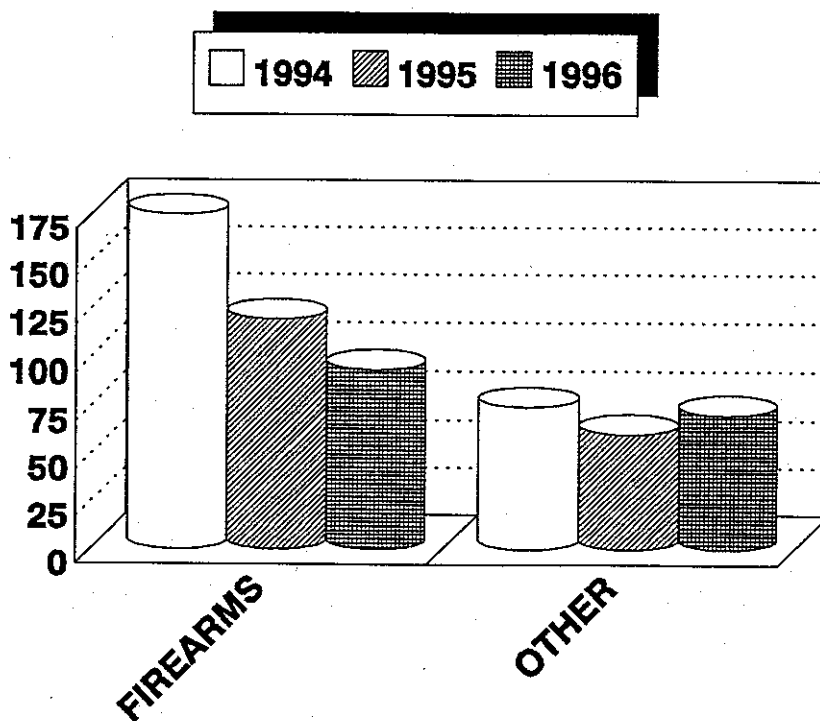


CONTRACT CASES



BEXAR COUNTY: HOMICIDES BY METHOD

| | <u>1994</u> | <u>1995</u> | <u>1996</u> |
|------------------|-------------|-------------|-------------|
| FIREARMS | 175 | 120 | 94 |
| KNIFE | 32 | 18 | 22 |
| BLUNT FORCE | 14 | 15 | 20 |
| HIT & RUN | 12 | 19 | 11 |
| BURNS/FIRE | 1 | 2 | 4 |
| ASPHYXIA | 7 | 4 | 6 |
| MULTIPLE METHODS | 6 | 1 | 3 |
| OTHER | <u>3</u> | <u>2</u> | <u>5</u> |
| TOTAL | 250 | 181 | 165 |



BEXAR COUNTY: HOMICIDES BY AGE, RACE, SEX

| | <u>1994</u> | <u>1995</u> | <u>1996</u> |
|-----------------|-------------|-------------|-------------|
| RACE/SEX | | | |
| W/M | 149 | 117 | 113 |
| W/F | 48 | 25 | 32 |
| B/M | 43 | 34 | 17 |
| B/F | 9 | 5 | 3 |
| O/M | 1 | 0 | 0 |
| O/F | <u>0</u> | <u>0</u> | <u>0</u> |
| TOTAL | 250 | 181 | 165 |

| | AGE | | |
|--------------|------------|------------|------------|
| 0-5 | 8 | 9 | 7 |
| 6-10 | 1 | 0 | 1 |
| 11-15 | 18 | 10 | 9 |
| 16-19 | 39 | 36 | 20 |
| 20-29 | 76 | 43 | 43 |
| 30-39 | 51 | 44 | 28 |
| 40-49 | 32 | 18 | 34 |
| 50-59 | 14 | 9 | 9 |
| 60-69 | 6 | 9 | 5 |
| 70-79 | 3 | 2 | 4 |
| 80-89 | 1 | 0 | 1 |
| 90-99 | 0 | 0 | 0 |
| UNKNOWN | <u>1</u> | <u>1</u> | <u>4</u> |
| TOTAL | 250 | 181 | 165 |

BEXAR COUNTY: HOMICIDES BY FIREARMS

TYPE OF WEAPON*

| | <u>1994</u> | <u>1995</u> | <u>1996</u> |
|------------------|-------------|-------------|-------------|
| HANDGUN | 123 | 100 | 69 |
| CENTERFIRE RIFLE | 23 | 15 | 7 |
| RIMFIRE RIFLE | 8 | 5 | 5 |
| SHOTGUN | 8 | 7 | 6 |
| UNKNOWN | <u>20</u> | <u>1</u> | <u>8</u> |
| TOTAL | 182 | 128 | 95 |

*More than one weapon was used in several cases in all years.

CALIBER OF HANDGUNS

| | | | |
|----------|----------|----------|----------|
| .38/.357 | 31 | 26 | 18 |
| 9MM | 30 | 25 | 16 |
| .380 ACP | 21 | 10 | 9 |
| .25 | 11 | 10 | 3 |
| .22 | 8 | 7 | 8 |
| .32 | 9 | 4 | 3 |
| .45 ACP | 3 | 2 | 2 |
| .40 | 5 | 8 | 7 |
| OTHER | <u>5</u> | <u>8</u> | <u>3</u> |
| TOTAL | 123 | 100 | 69 |

CALIBER OF CENTERFIRE RIFLES

| | | | |
|-----------|----------|----------|----------|
| 7.62 X 39 | 19 | 12 | 6 |
| OTHER | <u>4</u> | <u>3</u> | <u>1</u> |
| TOTAL | 23 | 15 | 7 |

BEXAR COUNTY: DRUGS AND ALCOHOL IN HOMICIDE VICTIMS

1994 1995 1996

ALCOHOL/DRUGS ANALYSIS

| | | | |
|-------------------------------|-----------|-----------|-----------|
| NO TESTS PERFORMED | 6 | 4 | 10 |
| NEGATIVE FOR DRUGS & ALCOHOLS | 105 | 65 | 64 |
| POSITIVE FOR ALCOHOL | 69 | 54 | 45 |
| DRUGS ONLY | 38 | 23 | 20 |
| DRUGS AND ALCOHOL | <u>32</u> | <u>35</u> | <u>26</u> |
| TOTAL | 250 | 181 | 165 |

ALCOHOL (g/dL)

| | | | |
|-----------------|----------|----------|----------|
| <.05 | 22 | 18 | 13 |
| <u>.05-.099</u> | 26 | 24 | 11 |
| .10-.199 | 27 | 24 | 27 |
| .20-.299 | 20 | 16 | 15 |
| .30+ | <u>6</u> | <u>7</u> | <u>5</u> |
| TOTAL | 101 | 89 | 71 |

BEXAR COUNTY: SUICIDES BY METHOD

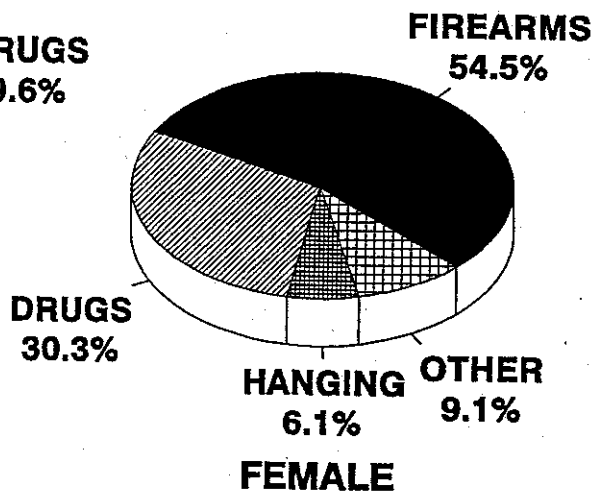
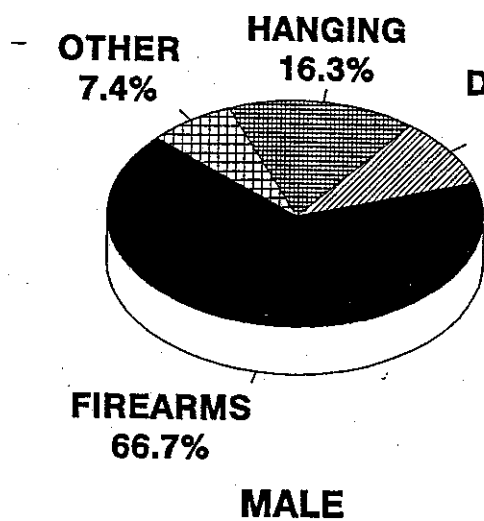
| | <u>1994</u> | | <u>1995</u> | | <u>1996</u> | |
|-----------------|-------------|----------|-------------|----------|-------------|----------|
| | MALE | FEMALE | MALE | FEMALE | MALE | FEMALE |
| FIREARMS | 92 | 19 | 101 | 12 | 91 | 18 |
| DRUGS/CHEMICALS | 12 | 14 | 11 | 17 | 13 | 10 |
| HANGING | 34 | 3 | 13 | 4 | 22 | 2 |
| CARBON MONOXIDE | 4 | 0 | 6 | 5 | 5 | 0 |
| JUMPING | 1 | 0 | 1 | 0 | 0 | 0 |
| FIRE | 2 | 0 | 1 | 2 | 2 | 0 |
| KNIFE | 2 | 0 | 1 | 2 | 1 | 0 |
| ASPHYXIA | 0 | 1 | 1 | 1 | 2 | 3 |
| OTHER | <u>0</u> | <u>1</u> | <u>2</u> | <u>1</u> | <u>0</u> | <u>0</u> |
| TOTAL | 147 | 38 | 137 | 44 | 136 | 33 |

TOTAL SUICIDES

185

181

169



BEXAR COUNTY: SUICIDES BY AGE, RACE, SEX

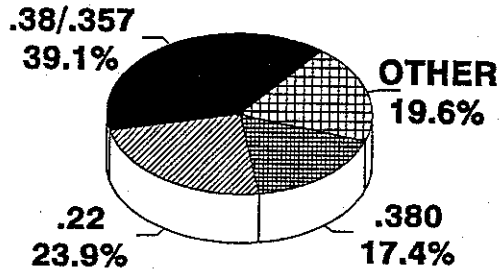
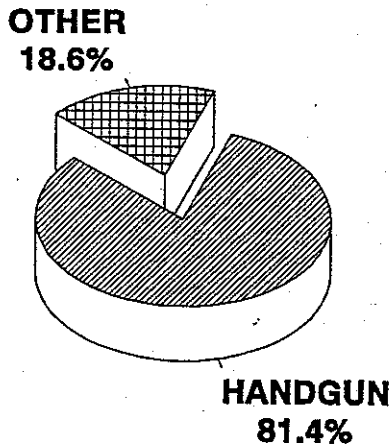
| | <u>1994</u> | <u>1995</u> | <u>1996</u> |
|-----------------|-------------|-------------|-------------|
| RACE/SEX | | | |
| W/M | 137 | 130 | 129 |
| W/F | 36 | 44 | 30 |
| B/M | 9 | 6 | 5 |
| B/F | 0 | 0 | 3 |
| O/M | 1 | 1 | 2 |
| O/F | <u>2</u> | <u>0</u> | <u>0</u> |
| TOTAL | 185 | 181 | 169 |

| | AGE | | |
|--------------|------------|------------|------------|
| < 15 | 7 | 4 | 1 |
| 15-19 | 14 | 17 | 14 |
| 20-29 | 45 | 25 | 30 |
| 30-39 | 50 | 38 | 32 |
| 40-49 | 27 | 34 | 36 |
| 50-59 | 14 | 20 | 18 |
| 60-69 | 11 | 17 | 9 |
| 70-79 | 15 | 19 | 17 |
| 80-89 | 1 | 6 | 10 |
| 90-99 | 0 | 1 | 2 |
| UNKNOWN | <u>1</u> | <u>0</u> | <u>0</u> |
| TOTAL | 185 | 181 | 169 |

BEXAR COUNTY: SUICIDES BY FIREARMS

| <u>TYPE OF WEAPON</u> | <u>1994</u> | <u>1995</u> | <u>1996</u> |
|-----------------------|-------------|-------------|-------------|
| HANDGUN | 92 | 92 | 79 |
| CENTERFIRE RIFLE | 7 | 2 | 6 |
| RIMFIRE RIFLE | 4 | 4 | 8 |
| SHOTGUN | 6 | 13 | 14 |
| DERRINGER | 0 | 0 | 1 |
| ZIP GUN | 0 | 0 | 0 |
| UNKNOWN | <u>2</u> | <u>2</u> | <u>1</u> |
| TOTAL | 111 | 113 | 109 |

| <u>CALIBER OF HANDGUNS</u> | <u>1994</u> | <u>1995</u> | <u>1996</u> |
|----------------------------|-------------|-------------|-------------|
| .38/.357 | 42 | 36 | 33 |
| .22 | 17 | 22 | 17 |
| .25 | 4 | 6 | 6 |
| .32 | 4 | 2 | 2 |
| .45 ACP | 2 | 2 | 6 |
| .380 ACP | 10 | 16 | 3 |
| 9MM | 7 | 5 | 8 |
| OTHER | <u>6</u> | <u>3</u> | <u>4</u> |
| TOTAL | 92 | 92 | 79 |



BEXAR COUNTY: DRUGS AND ALCOHOL IN SUICIDE VICTIMS

1994 1995 1996

ALCOHOL/DRUGS ANALYSIS

| | | | |
|-------------------------------|-----------|-----------|-----------|
| NO TESTS PERFORMED | 4 | 2 | 4 |
| NEGATIVE FOR DRUGS & ALCOHOLS | 63 | 75 | 57 |
| POSITIVE FOR ALCOHOL | 54 | 30 | 41 |
| DRUGS ONLY | 39 | 41 | 42 |
| DRUGS AND ALCOHOL | <u>25</u> | <u>33</u> | <u>25</u> |
| TOTAL | 185 | 181 | 169 |

ALCOHOL (g/dL)

| | | | |
|----------|----------|----------|----------|
| <.05 | 20 | 17 | 14 |
| .05-.099 | 14 | 6 | 8 |
| .10-.199 | 25 | 21 | 19 |
| .20-.299 | 16 | 15 | 21 |
| .30+ | <u>4</u> | <u>4</u> | <u>4</u> |
| TOTAL | 79 | 63 | 66 |

BEXAR COUNTY: TEENAGE SUICIDES

| | <u>1994</u> | <u>1995</u> | <u>1996</u> |
|---------------|-------------|-------------|-------------|
| METHOD | | | |
| FIREARMS | 16 | 15 | 11 |
| HANGING | 3 | 4 | 3 |
| DRUGS | 2 | 2 | 1 |
| OTHER | <u>0</u> | <u>0</u> | <u>0</u> |
| TOTAL | 21 | 21 | 15 |

| | | | |
|-----------------|----------|----------|----------|
| RACE/SEX | | | |
| W/M | 14 | 15 | 12 |
| W/F | 5 | 4 | 2 |
| B/M | 1 | 2 | 0 |
| B/F | 0 | 0 | 0 |
| O/M | 1 | 0 | 1 |
| O/F | <u>0</u> | <u>0</u> | <u>0</u> |
| TOTAL | 21 | 21 | 15 |

**BEXAR COUNTY: CHILD HOMICIDES
AGES 0 - 5 YEARS**

| | <u>1994</u> | <u>1995</u> | <u>1996</u> |
|-----------------|-------------|-------------|-------------|
| RACE/SEX | | | |
| W/M | 5 | 6 | 5 |
| W/F | 3 | 3 | 1 |
| B/M | 0 | 0 | 0 |
| B/F | <u>0</u> | <u>0</u> | <u>1</u> |
| TOTAL | 8 | 9 | 7 |

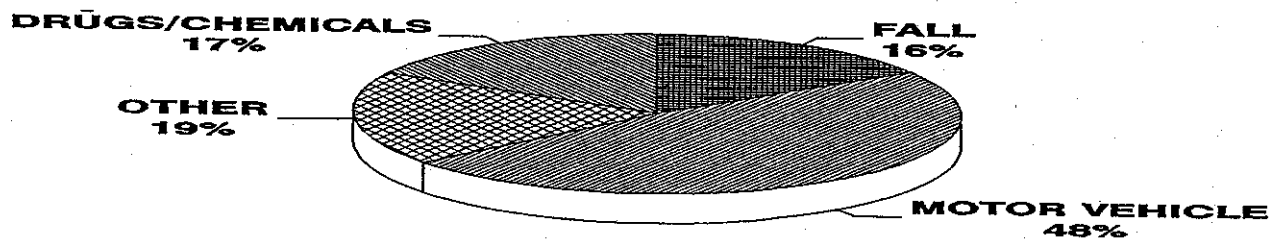
| METHOD | | | |
|------------------|----------|----------|----------|
| BLUNT FORCE | 3 | 4 | 7 |
| DRUG OVERDOSE | 1 | 0 | 0 |
| ASPHYXIA | 1 | 2 | 0 |
| GUNSHOT WOUND(S) | 3 | 1 | 0 |
| MOTOR VEHICLE | 0 | 2 | 0 |
| SCALD BURNS | <u>0</u> | <u>0</u> | <u>0</u> |
| TOTAL | 8 | 9 | 7 |

BEXAR COUNTY: SUDDEN INFANT DEATH SYNDROME

| RACE/SEX | | | |
|-----------------|----------|----------|----------|
| W/M | 23 | 12 | 7 |
| W/F | 8 | 7 | 7 |
| B/M | 1 | 2 | 2 |
| B/F | <u>1</u> | <u>0</u> | <u>0</u> |
| TOTAL | 33 | 21 | 16 |

BEXAR COUNTY: ACCIDENTAL DEATHS

| | <u>1994</u> | <u>1995</u> | <u>1996</u> | |
|-----------------|-------------|-------------|-------------|---------|
| MOTOR VEHICLE | 183 | 205 | 220 | (48.1%) |
| FALL | 59 | 85 | 72 | (15.8%) |
| DRUGS/CHEMICALS | 68 | 53 | 79 | (17.3%) |
| FIRE | 15 | 11 | 19 | (4.2%) |
| DROWNING | 11 | 9 | 23 | (5.0%) |
| ASPHYXIA | 21 | 7 | 15 | (3.3%) |
| FIREARMS | 1 | 2 | 2 | (0.4%) |
| TRAIN | 5 | 9 | 8 | (1.8%) |
| ELECTROCUTION | 6 | 5 | 4 | (0.8%) |
| OTHER | <u>25</u> | <u>16</u> | <u>15</u> | (3.3%) |
| TOTAL | 394 | 402 | 457 | |



MOTOR VEHICLE
 FALL
 DRUGS/CHEMICALS
 OTHER

1996

BEXAR COUNTY: MOTOR VEHICLE OPERATORS

1994

1995

1996

ALCOHOL/DRUGS ANALYSIS

| | | | |
|---------------------|----------|-----------|-----------|
| NO TESTS PERFORMED | 3 | 3 | 3 |
| NO ALCOHOL | 23 | 30 | 33 |
| POSTIVE FOR ALCOHOL | 32 | 33 | 42 |
| DRUGS ONLY | 4 | 6 | 1 |
| DRUGS AND ALCOHOL | <u>4</u> | <u>12</u> | <u>11</u> |
| TOTAL | 66 | 84 | 90 |

ALCOHOL (g/dL)

| | | | |
|------------|----------|----------|----------|
| <.05 | 1 | 0 | 5 |
| .05 - .099 | 3 | 4 | 6 |
| .10-.199 | 16 | 23 | 21 |
| .20-.299 | 14 | 17 | 15 |
| .30+ | <u>2</u> | <u>1</u> | <u>6</u> |
| TOTAL | 36 | 45 | 53 |

SEATBELT USE

| | | | |
|---------|-----------|-----------|-----------|
| YES | 19 | 17 | 26 |
| NO | 25 | 42 | 46 |
| UNKNOWN | <u>22</u> | <u>25</u> | <u>18</u> |
| TOTAL | 66 | 84 | 90 |

SEX

| | | | |
|--------|-----------|-----------|-----------|
| MALE | 51 | 65 | 67 |
| FEMALE | <u>15</u> | <u>19</u> | <u>23</u> |
| TOTAL | 66 | 84 | 90 |

BEXAR COUNTY: MOTORCYCLE OPERATORS

1994

1995

1996

ALCOHOL/DRUGS ANALYSIS

| | | | |
|---------------------|----------|----------|----------|
| NO TESTS PERFORMED | 0 | 1 | 0 |
| NO ALCOHOL | 1 | 3 | 1 |
| POSTIVE FOR ALCOHOL | 3 | 2 | 3 |
| DRUGS ONLY | 0 | 0 | 0 |
| DRUGS AND ALCOHOL | <u>1</u> | <u>0</u> | <u>0</u> |
| TOTAL | 5 | 6 | 4 |

ALCOHOL (g/dL)

| | | | |
|------------|----------|----------|----------|
| <.05 | 0 | 0 | 0 |
| .05 - .099 | 1 | 0 | 0 |
| .10-199 | 1 | 1 | 1 |
| .20-299 | 2 | 1 | 2 |
| .30+ | <u>0</u> | <u>0</u> | <u>0</u> |
| TOTAL | 4 | 2 | 3 |

HELMET USE

| | | | |
|---------|---|----------|----------|
| YES | 3 | 5 | 3 |
| NO | 0 | 1 | 0 |
| UNKNOWN | 2 | <u>0</u> | <u>1</u> |
| TOTAL | 5 | 6 | 4 |

SEX

| | | | |
|--------|----------|----------|----------|
| MALE | 5 | 6 | 4 |
| FEMALE | <u>0</u> | <u>0</u> | <u>0</u> |
| TOTAL | 5 | 6 | 4 |

BEXAR COUNTY: PEDESTRIANS

1994

1995

1996

ALCOHOL (g/dL)

| | | | |
|--------------------|----------|----------|----------|
| NO TESTS PERFORMED | 0 | 3 | 5 |
| NO ALCOHOL | 14 | 20 | 17 |
| <.05 | 3 | 2 | 0 |
| .05 - .099 | 2 | 0 | 1 |
| .10-.199 | 2 | 5 | 3 |
| .20-.299 | 5 | 2 | 2 |
| .30+ | <u>3</u> | <u>6</u> | <u>0</u> |
| TOTAL | 29 | 38 | 28 |

AGE

| | | | |
|-------|----------|----------|----------|
| 0-5 | 1 | 4 | 3 |
| 6-10 | 1 | 1 | 2 |
| 11-15 | 0 | 2 | 0 |
| 16-19 | 4 | 2 | 0 |
| 20-29 | 5 | 4 | 4 |
| 30-39 | 8 | 10 | 2 |
| 40-49 | 4 | 4 | 6 |
| 50-59 | 2 | 3 | 6 |
| 60-69 | 2 | 4 | 3 |
| 70-79 | 1 | 2 | 1 |
| 80-89 | 1 | 2 | 0 |
| UNK | <u>0</u> | <u>0</u> | <u>1</u> |
| TOTAL | 29 | 38 | 28 |

SEX

| | | | |
|--------|----------|----------|-----------|
| MALE | 22 | 29 | 15 |
| FEMALE | <u>7</u> | <u>9</u> | <u>13</u> |
| TOTAL | 29 | 38 | 28 |

BEXAR COUNTY: DEATHS DUE TO DRUGS/TOXIC SUBSTANCES

| | <u>1994</u> | <u>1995</u> | <u>1996</u> |
|------------------------------|-------------|-------------|-------------|
| HEROIN | 30 | 21 | 27 |
| COCAINE | 20 | 7 | 20 |
| HEROIN AND COCAINE | 8 | 10 | 5 |
| NARCOTICS* | 1 | 3 | 3 |
| TRICYCLIC ANTIDEPRESSANTS | 6 | 5 | 6 |
| PROPOXYHENE | 3 | 4 | 1 |
| MIXED DRUGS | 14 | 20 | 17 |
| BARBITURATES | 0 | 0 | 1 |
| ETHYL ALCOHOL | 3 | 0 | 5 |
| CARBON MONOXIDE | 6 | 12 | 8 |
| OTHER | <u>9</u> | <u>11</u> | <u>19</u> |
| TOTAL | 100 | 93 | 112 |

*OTHER THAN HEROIN OR COCAINE

TOXICOLOGICAL WORKLOAD PERFORMED

| | <u>1995</u> | <u>1996</u> |
|-----------------|-------------|-------------|
| ALCOHOL | 3094 | 3335 |
| ALKALINE | 1458 | 1779 |
| AMPHETAMINES | 3 | 5 |
| BENZODIAZEPINES | 11 | 17 |
| COCAINE | 930 | 895 |
| NARCOTICS | 888 | 897 |
| CANNABINOIDS | 121 | 120 |
| CARBON MONOXIDE | 69 | 73 |
| SMA | 93 | 79 |
| IMMUNOASSAY | 376 | 0 |
| OTHER | <u>1198</u> | <u>1396</u> |
| TOTAL | 8,241 | 8,596 |