

# BEXAR COUNTY FORENSIC SCIENCE CENTER

## STAFF 1993

VINCENT J.M. DIMAIO, M.D.  
ROBERT C. BUX, M.D.  
TOMMY J. BROWN, D.O.  
JAN C. GARAVAGLIA  
MICHAEL SIKIRICA  
THOMAS HAAS

CHIEF MEDICAL EXAMINER  
DEPUTY CHIEF MEDICAL EXAMINER  
MEDICAL EXAMINER  
MEDICAL EXAMINER  
FELLOW, JULY 1, 1992 - JUNE 30, 1993  
FELLOW, JULY 1, 1993 - NOV. 15, 1993

---

PATRICIA HITCH  
WANDA BEALE  
GLORIA DELGADO  
CHRISTINE ESQUIVEL  
ANITA GONZALES  
GLORIA GUZMAN  
CHRISTA MARTINEZ  
IRMA MARTINEZ  
PAT MORIN  
ROSEMARIE MUELLER  
FRAN PEREZ  
BILLY TALKINGTON

---

ADMINISTRATOR  
MEDICAL SECRETARY  
MEDICAL SECRETARY  
TOXICOLOGY SECRETARY  
RECEPTIONIST  
MEDICAL SECRETARY  
RECORDS CLERK  
EVIDENCE RECEIPT CLERK  
MORGUE CLERK  
STATISTICIAN  
MORGUE CLERK  
MORGUE CLERK

---

JAMES C. GARRIOTT, PH.D.  
JAMES E. BOUSSER  
CHARLOTTE CANNEY  
JOE L. CASTORENA  
BRIAN CHO  
SYLVIA PAZ  
ROBERT RODRIGUEZ  
LORETTA ROSALES  
LARRY YTUARTE

---

CHIEF TOXICOLOGIST  
DRUG ANALYST SUPERVISOR  
LAB ASSISTANT  
ASST. CHIEF TOXICOLOGIST  
DRUG ANALYST CHEMIST I  
TOXICOLOGICAL CHEMIST I  
TOXICOLOGICAL CHEMIST III  
TOXICOLOGICAL CHEMIST II  
TOXICOLOGICAL CHEMIST II

---

JOHN RAYMOND  
HAROLD BROOKS  
MARTIN CASTILLO  
DANNY GUZMAN

---

CHIEF DIENER  
DIENER  
DIENER  
DIENER

---

STEVEN HANSON  
GARY BIGGS  
PERRY CLIFTON  
JEFFREY FRANCIS  
EVA HICKMAN  
JERRY LEYVA  
FRANK TOVAR, JR.

---

CHIEF MEDICAL INVESTIGATOR  
MEDICAL INVESTIGATOR  
MEDICAL INVESTIGATOR  
MEDICAL INVESTIGATOR  
MEDICAL INVESTIGATOR  
MEDICAL INVESTIGATOR  
MEDICAL INVESTIGATOR

---

VACANT  
GUSTAVO DELEON  
RONALD DODSON  
HENRY HOLLYDAY III  
MARVIN MORGAN  
RICHARD STENGEL

---

CHIEF SEROLOGIST  
ASST. SEROLOGIST  
CRIMINALIST II  
DNA TECHNICIAN  
DOCUMENT EXAMINER  
FIREARMS EXAMINER

# ANNUAL REPORT

1991-1992-1993

|                                    | <u>1991</u> | <u>1992</u> | <u>1993</u> |
|------------------------------------|-------------|-------------|-------------|
| TOTAL NUMBER OF CASES INVESTIGATED | 4646        | 4840        | 5335        |
| CASES ACCEPTED                     | 1784        | 1802        | 1947        |
| AUTOPSIES                          | 1198        | 1252        | 1333        |
| INSPECTIONS                        | 552         | 517         | 591         |
| DEATH CERTIFICATES ONLY            | 34          | 33          | 23          |
| STORAGE CASES                      | 72          | 76          | 98          |
| CREMATION CERTIFICATES ISSUED      | 994         | 1180        | 1324        |
| SCENE INVESTIGATIONS               | 367         | 399         | 441         |
| TOTAL X-RAYS TAKEN                 | 1609        | 1749        | 2017        |

# SUMMARY OF MEDICAL EXAMINER CASES

## 1993

|              | TOTAL CASES  |                 | NUMBER AUTOPSIED | AUTOPSIED  |
|--------------|--------------|-----------------|------------------|------------|
| HOMICIDES    | 362          | (18.6)%         | 362              | 100%       |
| SUICIDES     | 218          | (11.2)%         | 198              | 91%        |
| ACCIDENTS    | 448          | (23.0)%         | 389              | 87%        |
| NATURAL      | 883          | (45.4)%         | 353              | 40%        |
| UNDETERMINED | 30           | (1.5)%          | 27               | 90%        |
| UNCLASSIFIED | <u>6</u>     | <u>(0.3)%</u>   | <u>4</u>         | <u>67%</u> |
| <b>TOTAL</b> | <b>1,947</b> | <b>(100.0)%</b> | <b>1,333</b>     | <b>68%</b> |

## 1992

|              |              |                 |              |            |
|--------------|--------------|-----------------|--------------|------------|
| HOMICIDES    | 351          | (19.5)%         | 351          | 100%       |
| SUICIDES     | 211          | (11.7)%         | 186          | 88%        |
| ACCIDENTS    | 379          | (21.0)%         | 321          | 85%        |
| NATURAL      | 820          | (45.5)%         | 356          | 43%        |
| UNDETERMINED | 34           | (1.9)%          | 32           | 94%        |
| UNCLASSIFIED | <u>7</u>     | <u>(0.4)%</u>   | <u>6</u>     | <u>86%</u> |
| <b>TOTAL</b> | <b>1,802</b> | <b>(100.0)%</b> | <b>1,252</b> | <b>69%</b> |

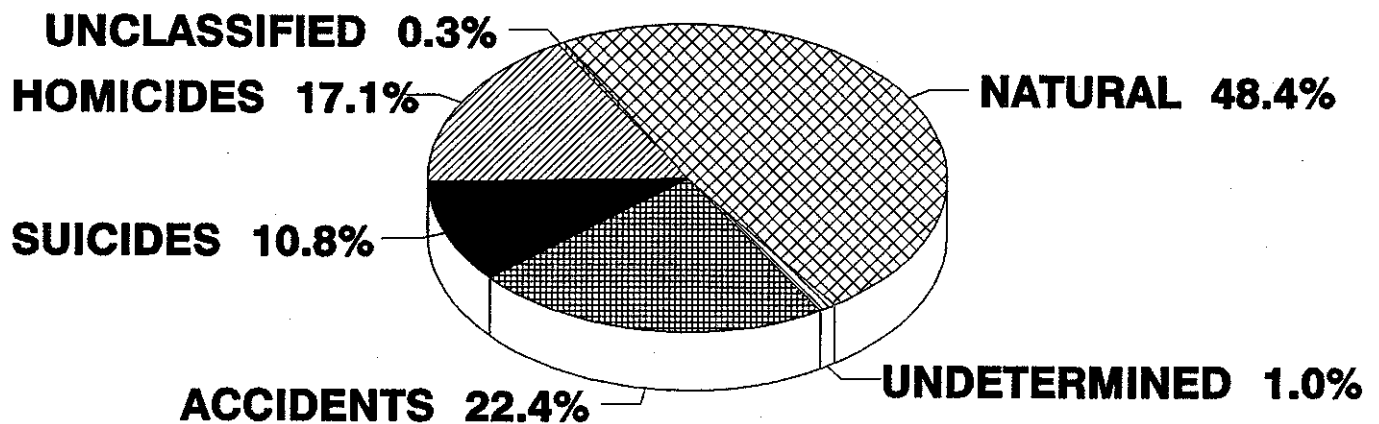
## 1991

|              |              |                 |              |            |
|--------------|--------------|-----------------|--------------|------------|
| HOMICIDES    | 349          | (19.6)%         | 349          | 100%       |
| SUICIDES     | 212          | (11.9)%         | 164          | 77%        |
| ACCIDENTS    | 356          | (20.0)%         | 292          | 82%        |
| NATURAL      | 825          | (46.2)%         | 356          | 43%        |
| UNDETERMINED | 34           | (1.9)%          | 30           | 89%        |
| UNCLASSIFIED | <u>8</u>     | <u>(0.4)%</u>   | <u>7</u>     | <u>88%</u> |
| <b>TOTAL</b> | <b>1,784</b> | <b>(100.0)%</b> | <b>1,198</b> | <b>69%</b> |

# MANNER OF DEATH: BEXAR COUNTY CASES

|              | <u>1991</u> | <u>1992</u> | <u>1993</u> |
|--------------|-------------|-------------|-------------|
| HOMICIDES    | 276         | 290         | 293         |
| SUICIDES     | 175         | 183         | 186         |
| ACCIDENTS    | 319         | 335         | 384         |
| NATURALS     | 779         | 773         | 831         |
| UNDETERMINED | 29          | 28          | 18          |
| UNCLASSIFIED | <u>7</u>    | <u>7</u>    | <u>6</u>    |
| TOTAL        | 1,585       | 1,616       | 1,718       |

## 1993



## MANNER OF DEATH: CONTRACT CASES

|              | <u>1991</u> | <u>1992</u> | <u>1993</u> |
|--------------|-------------|-------------|-------------|
| HOMICIDES    | 73          | 61          | 69          |
| SUICIDES     | 37          | 28          | 32          |
| ACCIDENTS    | 37          | 44          | 64          |
| NATURALS     | 46          | 47          | 52          |
| UNDETERMINED | 5           | 6           | 12          |
| UNCLASSIFIED | <u>1</u>    | <u>0</u>    | <u>0</u>    |
| TOTAL        | 199         | 186         | 229         |

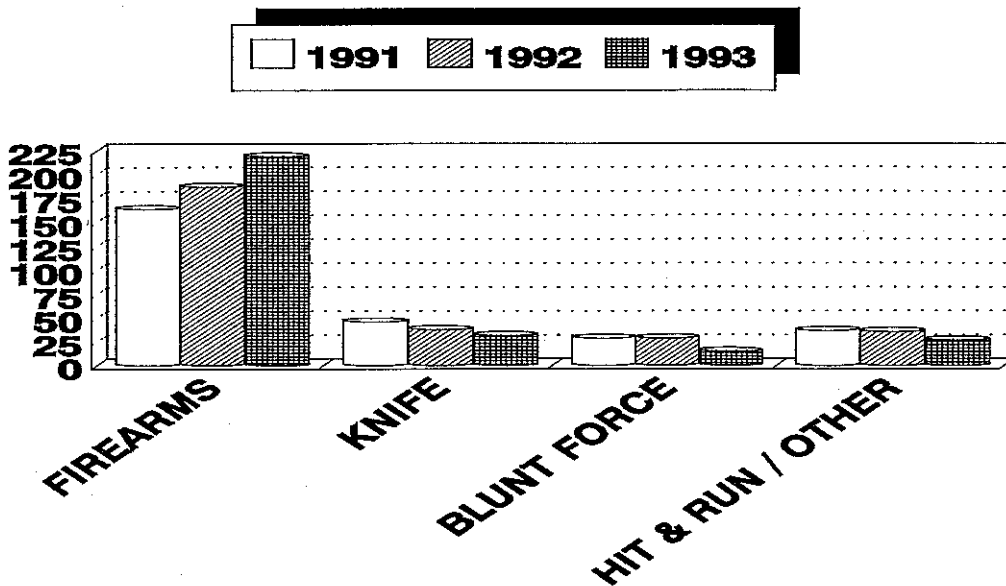
## MANNER OF DEATH IN "DEATH CERTIFICATES ONLY" CASES\*

|              | <u>1991</u> | <u>1992</u> | <u>1993</u> |
|--------------|-------------|-------------|-------------|
| SUICIDES     | 0           | 2           | 0           |
| ACCIDENTS    | 22          | 19          | 8           |
| NATURALS     | 12          | 11          | 14          |
| UNDETERMINED | 0           | 1           | 0           |
| UNCLASSIFIED | <u>0</u>    | <u>0</u>    | <u>1</u>    |
| TOTAL        | 34          | 33          | 23          |

\*These are medical examiner cases not initially reported but detected when the death certificates were filed with the Bureau of Vital Statistics.

# BEXAR COUNTY: HOMICIDES BY METHOD

|                            | 1991     | 1992     | 1993     |
|----------------------------|----------|----------|----------|
| FIREARMS                   | 164      | 187      | 219      |
| KNIFE                      | 46       | 38       | 32       |
| BLUNT FORCE                | 29       | 29       | 15       |
| HIT & RUN                  | 15       | 22       | 19       |
| BURNS                      | 2        | 1        | 4        |
| ASPHYXIA                   | 11       | 7        | 2        |
| UNDETERMINED               | 1        | 0        | 0        |
| ARRHYTHMIA DURING STRUGGLE | 1        | 2        | 2        |
| MULTIPLE METHODS           | 6        | 3        | 0        |
| OTHER                      | <u>1</u> | <u>1</u> | <u>0</u> |
| TOTAL                      | 276      | 290      | 293      |



# BEXAR COUNTY: MOTORCYCLE OPERATORS

1991

1992

1993

## ALCOHOL/DRUGS ANALYSIS

|                     |          |          |          |
|---------------------|----------|----------|----------|
| NO TESTS PERFORMED  | 0        | 0        | 0        |
| NO ALCOHOL          | 2        | 1        | 1        |
| POSTIVE FOR ALCOHOL | 1        | 3        | 1        |
| DRUGS ONLY          | 0        | 1        | 1        |
| DRUGS AND ALCOHOL   | <u>1</u> | <u>2</u> | <u>5</u> |
| TOTAL               | 4        | 7        | 8        |

## ALCOHOL (g/dL)

|            |          |          |          |
|------------|----------|----------|----------|
| <.05       | 0        | 0        | 1        |
| .05 - .099 | 1        | 1        | 1        |
| .10-.199   | 1        | 2        | 1        |
| .20-.299   | 0        | 2        | 3        |
| .30+       | <u>0</u> | <u>0</u> | <u>0</u> |
| TOTAL      | 2        | 5        | 6        |

## HELMET USE

|         |          |          |          |
|---------|----------|----------|----------|
| YES     | 3        | 5        | 7        |
| NO      | 0        | 1        | 1        |
| UNKNOWN | <u>1</u> | <u>1</u> | <u>0</u> |
| TOTAL   | 4        | 7        | 8        |

## SEX

|        |          |          |          |
|--------|----------|----------|----------|
| MALE   | 4        | 6        | 8        |
| FEMALE | <u>0</u> | <u>1</u> | <u>0</u> |
| TOTAL  | 4        | 7        | 8        |

# BEXAR COUNTY: PEDESTRIANS

|                       | <u>1991</u> | <u>1992</u> | <u>1993</u> |
|-----------------------|-------------|-------------|-------------|
| <b>ALCOHOL (g/dL)</b> |             |             |             |
| NO TESTS PERFORMED    | 7           | 2           | 3           |
| NO ALCOHOL            | 9           | 11          | 26          |
| <.05                  | 3           | 0           | 1           |
| .05 - .099            | 1           | 1           | 0           |
| .10-.199              | 6           | 6           | 4           |
| .20-.299              | 3           | 5           | 3           |
| .30+                  | <u>0</u>    | <u>0</u>    | <u>3</u>    |
| TOTAL                 | 29          | 25          | 40          |

|       | <b>AGE</b> |          |          |
|-------|------------|----------|----------|
| 0-5   | 1          | 2        | 1        |
| 6-10  | 0          | 0        | 3        |
| 11-15 | 1          | 0        | 3        |
| 16-19 | 3          | 0        | 2        |
| 20-29 | 6          | 7        | 6        |
| 30-39 | 4          | 4        | 7        |
| 40-49 | 2          | 4        | 3        |
| 50-59 | 4          | 2        | 1        |
| 60-69 | 2          | 2        | 5        |
| 70-79 | 3          | 3        | 7        |
| 80-89 | <u>3</u>   | <u>1</u> | <u>2</u> |
| TOTAL | 29         | 25       | 40       |


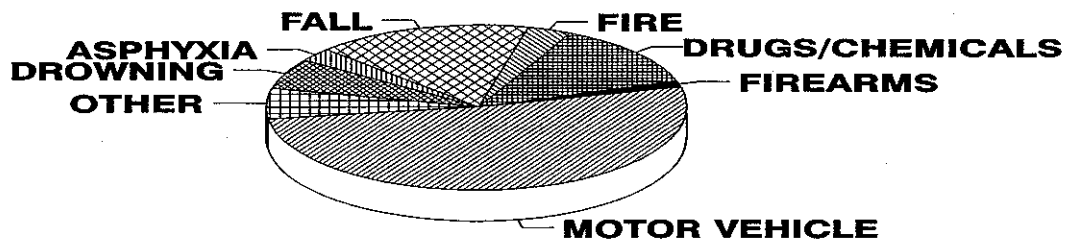
|        | <b>SEX</b> |          |           |
|--------|------------|----------|-----------|
| MALE   | 21         | 21       | 29        |
| FEMALE | <u>8</u>   | <u>4</u> | <u>11</u> |
| TOTAL  | 29         | 25       | 40        |



# BEXAR COUNTY: ACCIDENTAL DEATHS

|                 | <u>1991</u> | <u>1992</u> | <u>1993</u> |
|-----------------|-------------|-------------|-------------|
| MOTOR VEHICLE   | 142         | 148         | 198         |
| FALL            | 49          | 47          | 63          |
| DRUGS/CHEMICALS | 56          | 58          | 49          |
| FIRE            | 15          | 13          | 13          |
| DROWNING        | 12          | 25          | 23          |
| ASPHYXIA        | 3           | 16          | 10          |
| FIREARMS        | 11          | 7           | 5           |
| TRAIN           | 6           | 1           | 7           |
| OTHER           | <u>25</u>   | <u>20</u>   | <u>16</u>   |
| TOTAL           | 319         | 335         | 384         |

## 1993





# BEXAR COUNTY: DEATHS DUE TO DRUGS/TOXIC SUBSTANCES

|                              | 1991     | 1992      | 1993     |
|------------------------------|----------|-----------|----------|
| HEROIN                       | 19       | 15        | 20       |
| COCAINE                      | 16       | 26        | 10       |
| HEROIN AND COCAINE           | 3        | 2         | 8        |
| NARCOTICS                    | 2        | 4         | 4        |
| TRICYCLIC<br>ANTIDEPRESSANTS | 9        | 8         | 5        |
| PROPOXYHENE                  | 2        | 6         | 0        |
| MIXED DRUGS                  | 13       | 10        | 12       |
| BARBITURATES                 | 0        | 1         | 2        |
| ETHYL ALCOHOL                | 3        | 5         | 5        |
| CARBON MONOXIDE              | 10       | 6         | 13       |
| OTHER                        | <u>8</u> | <u>11</u> | <u>7</u> |
| TOTAL                        | 85       | 94        | 86       |

# CRIME LABORATORY

| <b>FIREARMS</b>            | <b><u>1991</u></b> | <b><u>1992</u></b> | <b><u>1993</u></b> |
|----------------------------|--------------------|--------------------|--------------------|
| COMPARISONS                | 874                | 1,656              | 2,060              |
| SERIAL NUMBER RESTORATIONS | 76                 | 103                | 80                 |

## **QUESTIONED DOCUMENTS**

|                      |       |       |       |
|----------------------|-------|-------|-------|
| TOTAL CASES          | 189   | 228   | 166   |
| QUESTIONED DOCUMENTS | 3,992 | 4,496 | 3,379 |

## **SEROLOGY**

|             |        |        |        |
|-------------|--------|--------|--------|
| TOTAL CASES | 1,086  | 1,001  | 643    |
| TOTAL TESTS | 21,750 | 15,303 | 14,149 |

## **NEW METHOD OF CALCULATION STARTED IN 1992**

## **DNA**

|                        |       |     |    |
|------------------------|-------|-----|----|
| TOTAL CASES            | ----- | 35  | 21 |
| TOTAL EXTRACTS/SAMPLES | ----- | 370 | 85 |

## **DRUG IDENTIFICATION**

|             |        |        |        |
|-------------|--------|--------|--------|
| TOTAL CASES | 2,673  | 2,488  | 2,987  |
| TOTAL TESTS | 14,492 | 15,884 | 17,373 |

# BEXAR COUNTY: HOMICIDES BY AGE, RACE, SEX

|                 | <u>1991</u> | <u>1992</u> | <u>1993</u> |
|-----------------|-------------|-------------|-------------|
| <b>RACE/SEX</b> |             |             |             |
| W/M             | 175         | 209         | 191         |
| W/F             | 39          | 45          | 44          |
| B/M             | 49          | 31          | 51          |
| B/F             | 13          | 5           | 6           |
| O/M             | 0           | 0           | 1           |
| O/F             | 0           | 0           | 0           |
| UNKNOWN         | <u>0</u>    | <u>0</u>    | <u>0</u>    |
| TOTAL           | 276         | 290         | 293         |

|         | <b>AGE</b> |          |          |
|---------|------------|----------|----------|
| 0-5     | 11         | 11       | 6        |
| 6-10    | 1          | 2        | 1        |
| 11-15   | 13         | 16       | 17       |
| 16-19   | 27         | 41       | 43       |
| 20-29   | 106        | 86       | 86       |
| 30-39   | 53         | 66       | 65       |
| 40-49   | 33         | 37       | 30       |
| 50-59   | 16         | 12       | 19       |
| 60-69   | 8          | 11       | 11       |
| 70-79   | 2          | 5        | 7        |
| 80-89   | 3          | 3        | 5        |
| 90-99   | 0          | 0        | 2        |
| UNKNOWN | <u>3</u>   | <u>0</u> | <u>1</u> |
| TOTAL   | 276        | 290      | 293      |

# BEXAR COUNTY: HOMICIDES BY FIREARMS

## TYPE OF WEAPON

|                  | <u>1991</u> | <u>1992</u> | <u>1993</u> |
|------------------|-------------|-------------|-------------|
| HANDGUN          | 115         | 138         | 138         |
| CENTERFIRE RIFLE | 5           | 6           | 23          |
| RIMFIRE RIFLE    | 3           | 5           | 3           |
| SHOTGUN          | 16          | 14          | 18          |
| UNKNOWN          | <u>33</u>   | <u>29</u>   | <u>39</u>   |
| TOTAL            | 172*        | 192*        | 221*        |

\*More than one weapon was used in several cases.

## CALIBER OF HANDGUNS

|          |          |          |          |
|----------|----------|----------|----------|
| .38/.357 | 53       | 47       | 35       |
| .22      | 4        | 9        | 12       |
| .25      | 22       | 22       | 24       |
| .32      | 8        | 11       | 6        |
| 9MM      | 14       | 16       | 24       |
| .45 ACP  | 0        | 5        | 13       |
| .41/.44  | 3        | 1        | 0        |
| .380 ACP | 11       | 26       | 21       |
| OTHER    | <u>0</u> | <u>1</u> | <u>3</u> |
| TOTAL    | 115      | 138      | 138      |

## CALIBER OF CENTERFIRE RIFLES

|           |          |          |          |
|-----------|----------|----------|----------|
| 30-30     | 2        | 0        | 0        |
| 7.62 X 39 | 1        | 3        | 19       |
| OTHER     | <u>2</u> | <u>3</u> | <u>4</u> |
| TOTAL     | 5        | 6        | 23       |

# BEXAR COUNTY: DRUGS AND ALCOHOL IN HOMICIDE VICTIMS

1991      1992      1993

## ALCOHOL/DRUGS ANALYSIS

|                               |           |           |           |
|-------------------------------|-----------|-----------|-----------|
| NO TESTS PERFORMED            | 2         | 6         | 0         |
| NEGATIVE FOR DRUGS & ALCOHOLS | 93        | 106       | 115       |
| POSITIVE FOR ALCOHOL          | 101       | 96        | 101       |
| DRUGS ONLY                    | 30        | 50        | 46        |
| DRUGS AND ALCOHOL             | <u>50</u> | <u>32</u> | <u>31</u> |
| TOTAL                         | 276       | 290       | 293       |

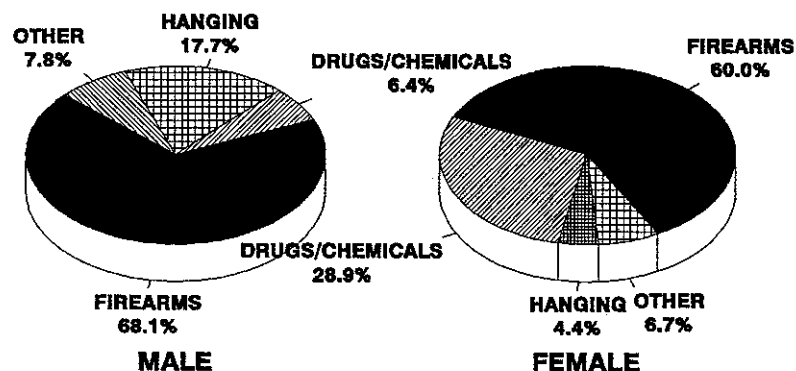
## ALCOHOL (g/dL)

|          |          |          |          |
|----------|----------|----------|----------|
| <.05     | 35       | 24       | 38       |
| .05-.099 | 23       | 23       | 13       |
| .10-.199 | 54       | 36       | 40       |
| .20-.299 | 34       | 37       | 33       |
| .30+     | <u>5</u> | <u>8</u> | <u>8</u> |
| TOTAL    | 151      | 128      | 132      |

# BEXAR COUNTY: SUICIDES BY METHOD

|                       | <u>1991</u> |          | <u>1992</u> |          | <u>1993</u> |          |
|-----------------------|-------------|----------|-------------|----------|-------------|----------|
|                       | MALE        | FEMALE   | MALE        | FEMALE   | MALE        | FEMALE   |
| FIREARMS              | 97          | 18       | 91          | 21       | 96          | 27       |
| DRUGS/CHEMICALS       | 8           | 10       | 16          | 16       | 9           | 13       |
| HANGING               | 21          | 1        | 22          | 3        | 25          | 2        |
| CARBON MONOXIDE       | 5           | 4        | 3           | 0        | 6           | 0        |
| JUMPING               | 2           | 1        | 1           | 1        | 2           | 3        |
| FIRE                  | 2           | 0        | 2           | 0        | 2           | 0        |
| KNIFE                 | 4           | 0        | 3           | 1        | 0           | 0        |
| ASPHYXIA              | 0           | 2        | 0           | 1        | 0           | 0        |
| OTHER                 | <u>0</u>    | <u>0</u> | <u>2</u>    | <u>0</u> | <u>1</u>    | <u>0</u> |
| TOTAL                 | 139         | 36       | 140         | 43       | 141         | 45       |
| <b>TOTAL SUICIDES</b> | <b>175</b>  |          | <b>183</b>  |          | <b>186</b>  |          |

**1993**





# BEXAR COUNTY: SUICIDES BY AGE, RACE, SEX

|                 | <u>1991</u> | <u>1992</u> | <u>1993</u> |
|-----------------|-------------|-------------|-------------|
| <b>RACE/SEX</b> |             |             |             |
| W/M             | 129         | 130         | 134         |
| W/F             | 36          | 40          | 44          |
| B/M             | 10          | 8           | 7           |
| B/F             | 0           | 2           | 1           |
| O/M             | 0           | 2           | 0           |
| O/F             | 0           | 1           | 0           |
| UNKNOWN         | <u>0</u>    | <u>0</u>    | <u>0</u>    |
| TOTAL           | 175         | 183         | 186         |

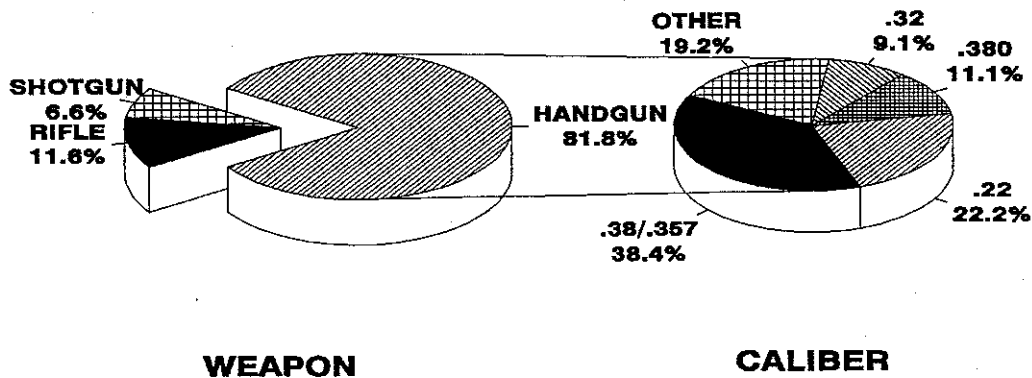
|         | <b>AGE</b> |          |          |
|---------|------------|----------|----------|
| < 15    | 1          | 7        | 6        |
| 15-19   | 18         | 15       | 24       |
| 20-29   | 48         | 32       | 44       |
| 30-39   | 38         | 46       | 41       |
| 40-49   | 26         | 36       | 33       |
| 50-59   | 9          | 19       | 17       |
| 60-69   | 18         | 12       | 9        |
| 70-79   | 9          | 12       | 9        |
| 80-89   | 6          | 4        | 3        |
| 90-99   | 1          | 0        | 0        |
| UNKNOWN | <u>1</u>   | <u>0</u> | <u>0</u> |
| TOTAL   | 175        | 183      | 186      |

# BEXAR COUNTY: SUICIDES BY FIREARMS

| <u>TYPE OF WEAPON</u> | <u>1992</u> | <u>1993</u> | <u>1994</u> |
|-----------------------|-------------|-------------|-------------|
| HANDGUN               | 90          | 99          |             |
| CENTERFIRE RIFLE      | 6           | 5           |             |
| RIMFIRE RIFLE         | 7           | 9           |             |
| SHOTGUN               | 4           | 8           |             |
| DERRINGER             | 2           | 1           |             |
| ZIP GUN               | 1           | 1           |             |
| UNKNOWN               | <u>2</u>    | <u>0</u>    | <u>—</u>    |
| TOTAL                 | 112         | 123         | 0           |

| <u>CALIBER OF HANDGUNS</u> | <u>1992</u> | <u>1993</u> | <u>1994</u> |
|----------------------------|-------------|-------------|-------------|
| .38/.357                   | 35          | 38          |             |
| .22                        | 15          | 22          |             |
| .25                        | 13          | 7           |             |
| .32                        | 9           | 9           |             |
| .41/.44                    | 3           | 1           |             |
| .45 ACP                    | 5           | 4           |             |
| .380 ACP                   | 7           | 11          |             |
| 9MM                        | 2           | 7           |             |
| OTHER                      | <u>1</u>    | <u>0</u>    | <u>—</u>    |
| TOTAL                      | 90          | 99          | 0           |

## 1993



# BEXAR COUNTY: DRUGS AND ALCOHOL IN SUICIDE VICTIMS

1991      1992      1993

## ALCOHOL/DRUGS ANALYSIS

|                               |           |           |           |
|-------------------------------|-----------|-----------|-----------|
| NO TESTS PERFORMED            | 7         | 1         | 1         |
| NEGATIVE FOR DRUGS & ALCOHOLS | 65        | 62        | 69        |
| POSITIVE FOR ALCOHOL          | 41        | 45        | 40        |
| DRUGS ONLY                    | 34        | 53        | 57        |
| DRUGS AND ALCOHOL             | <u>28</u> | <u>22</u> | <u>19</u> |
| TOTAL                         | 175       | 183       | 186       |

## ALCOHOL (g/dL)

|          |          |          |          |
|----------|----------|----------|----------|
| <.05     | 14       | 18       | 10       |
| .05-.099 | 19       | 8        | 15       |
| .10-.199 | 22       | 26       | 17       |
| .20-.299 | 13       | 14       | 13       |
| .30+     | <u>1</u> | <u>1</u> | <u>4</u> |
| TOTAL    | 69       | 67       | 59       |

# BEXAR COUNTY: TEENAGE SUICIDES

|               | <u>1991</u> | <u>1992</u> | <u>1993</u> |
|---------------|-------------|-------------|-------------|
| <b>METHOD</b> |             |             |             |
| FIREARMS      | 15          | 17          | 18          |
| HANGING       | 3           | 3           | 8           |
| DRUGS         | 1           | 2           | 1           |
| OTHER         | <u>0</u>    | <u>0</u>    | <u>3</u>    |
| TOTAL         | 19          | 22          | 30          |

|                 |          |          |          |
|-----------------|----------|----------|----------|
| <b>RACE/SEX</b> |          |          |          |
| W/M             | 17       | 17       | 21       |
| W/F             | 1        | 3        | 7        |
| B/M             | 1        | 2        | 2        |
| B/F             | 0        | 0        | 0        |
| O/M             | 0        | 0        | 0        |
| O/F             | <u>0</u> | <u>0</u> | <u>0</u> |
| TOTAL           | 19       | 22       | 30       |

**BEXAR COUNTY: CHILD HOMICIDES  
AGES 0 - 5 YEARS**

|       | <u>1991</u>     | <u>1992</u> | <u>1993</u> |
|-------|-----------------|-------------|-------------|
|       | <b>RACE/SEX</b> |             |             |
| W/M   | 7               | 5           | 3           |
| W/F   | 3               | 5           | 2           |
| B/M   | 1               | 1           | 1           |
| B/F   | <u>0</u>        | <u>0</u>    | <u>0</u>    |
| TOTAL | 11              | 11          | 6           |

|                         | <b>METHOD</b> |          |          |
|-------------------------|---------------|----------|----------|
| CRANIOCEREBRAL INJURIES | 3             | 3        | 0        |
| BLUNT FORCE             | 6             | 5        | 2        |
| STAB WOUND              | 1             | 0        | 0        |
| ASPHYXIA                | 1             | 3        | 0        |
| GUNSHOT WOUND(S)        | 0             | 0        | 3        |
| SCALD BURNS             | <u>0</u>      | <u>0</u> | <u>1</u> |
| TOTAL                   | 11            | 11       | 6        |

**BEXAR COUNTY: SUDDEN INFANT DEATH SYNDROME**

|       | <b>RACE/SEX</b> |          |          |
|-------|-----------------|----------|----------|
| W/M   | 12              | 16       | 21       |
| W/F   | 5               | 12       | 7        |
| B/M   | 1               | 2        | 2        |
| B/F   | 4               | 2        | 0        |
| O/M   | 0               | 0        | 0        |
| O/F   | <u>0</u>        | <u>0</u> | <u>0</u> |
| TOTAL | 22              | 32       | 30       |

# BEXAR COUNTY: MOTOR VEHICLE OPERATORS

1991

1992

1993

## ALCOHOL/DRUGS ANALYSIS

|                     |          |          |          |
|---------------------|----------|----------|----------|
| NO TESTS PERFORMED  | 2        | 2        | 1        |
| NO ALCOHOL          | 19       | 11       | 21       |
| POSTIVE FOR ALCOHOL | 27       | 29       | 35       |
| DRUGS ONLY          | 3        | 7        | 7        |
| DRUGS AND ALCOHOL   | <u>5</u> | <u>5</u> | <u>8</u> |
| TOTAL               | 56       | 54       | 72       |

## ALCOHOL (g/dL)

|            |          |          |          |
|------------|----------|----------|----------|
| <.05       | 4        | 1        | 1        |
| .05 - .099 | 4        | 7        | 4        |
| .10-.199   | 11       | 11       | 15       |
| .20-.299   | 12       | 15       | 16       |
| .30+       | <u>1</u> | <u>0</u> | <u>7</u> |
| TOTAL      | 32       | 34       | 43       |

## SEATBELT USE

|         |           |           |           |
|---------|-----------|-----------|-----------|
| YES     | 12        | 10        | 16        |
| NO      | 28        | 24        | 32        |
| UNKNOWN | <u>16</u> | <u>20</u> | <u>24</u> |
| TOTAL   | 56        | 54        | 72        |

## SEX

|        |           |           |           |
|--------|-----------|-----------|-----------|
| MALE   | 43        | 41        | 57        |
| FEMALE | <u>13</u> | <u>13</u> | <u>15</u> |
| TOTAL  | 56        | 54        | 72        |