


BEXAR COUNTY
FORENSIC SCIENCE CENTER
ANNUAL REPORT
1991



Vincent J.M. DiMaio, M.D.
Chief Medical Examiner

Director, Criminal Investigation Laboratory

San Antonio, Texas

**BEXAR COUNTY FORENSIC SCIENCE CENTER
STAFF 1991**

Vincent J.M. Di Maio, M.D.	Chief Medical Examiner
Suzanna E. Dana, M.D.	Deputy Chief Medical Examiner
Robert C. Bux, M.D.	Medical Examiner
John Scott Somerset, M.D.	Fellow, Jan 1 - June 30
Udelle Zivot, M.D.	Fellow, July 1 - Dec 31
Jody L. Nielsen, M.D.	Fellow, Jan 1 - Dec 31

Patricia Hitch	Administrator
Rosemarie Mueller	Statistician
Cecilia DeLeon	Medical Secretary
Gloria R. Guzman	Medical Secretary
Wanda Beale	Receptionist
Linda Delgado	Toxicology Secretary
Irma T. Martinez	Evidence Receipt Clerk

James C. Garriott, Ph.D.	Chief Toxicologist
Joe L. Castorena	Asst. Chief Toxicologist
Loretta A. Rosales	Toxicological Chemist II
Sylvia Paz	Toxicological Chemist I
Larry A. Ytuarte	Toxicological Chemist II
Robert Rodriguez	Toxicological Chemist III
James E. Bousser	Drug Analyst Supervisor
Brian Cho	Drug Analyst Chemist I

John Raymond	Chief Diener
Danny Guzman	Diener
Martin Castillo	Diener
Harold E. Brooks	Diener
Sonja Bustamante	Histologist (Part-time)

Frank Castillon	Chief Medical Investigator
Jeffrey Francis	Medical Investigator
Gary Biggs	Medical Investigator
Perry Clifton	Medical Investigator
Jerry Leyva	Medical Investigator
Frank Tovar, Jr.	Medical Investigator
Eva Hickman	Medical Investigator

Fred Zain	Chief Serologist
Henry Hollyday III	DNA Technician
Daphne Norsworthy	Assistant Serologist
Richard Stengel	Firearms Examiner
Ronald Dodson	Criminalist II
Marvin Morgan	Document Examiner

ANNUAL REPORT 1989-1990-1991

	1989	1990	1991
TOTAL NUMBER OF CASES INVESTIGATED.....	4440	4461	4646
CASES ACCEPTED.....	1747	1653	1750
AUTOPSIES.....	1063	1048	1198
INSPECTIONS.....	644	563	518
DEATH CERTIFICATES ONLY.....	40	42	34
SCENE INVESTIGATIONS.....	348	342	367
CREMATION CERTIFICATES ISSUED.....	871	981	994
BURIAL TRANSIT PERMITS ISSUED.....			104
STORAGE CASES.....	68	59	72
TOTAL X-RAYS TAKEN.....	1218	1584	1609

SUMMARY OF MEDICAL EXAMINER CASES

1991

	<u>Total cases</u>	<u>Number Autopsied</u>	<u>Percentage Autopsied</u>
Homicides	349 (20.0%)	349	100%
Suicides	212 (12.2%)	164	78%
Accidents	334 (19.2%)	292	88%
Naturals	813 (46.5%)	356	44%
Undetermined	34 (2.0%)	30	89%
Unclassified	<u>8 (0.1%)</u>	<u>7</u>	<u>88%</u>
TOTAL	1750 100%	1198	69%

1990

Homicides	327 (19.8%)	327	100%
Suicides	192 (11.6%)	128	67%
Accidents	310 (18.8%)	264	85%
Naturals	786 (47.5%)	291	37%
Undetermined	33 (2.0%)	33	100%
Unclassified	<u>5 (0.3%)</u>	<u>5</u>	<u>100%</u>
TOTAL	1653 100%	1048	63%

1989

Homicides	270 (15.5%)	268	99%
Suicides	184 (10.5%)	132	72%
Accidents	388 (22.2%)	314	81%
Naturals	868 (49.7%)	313	36%
Undetermined	33 (1.9%)	33	100%
Unclassified	<u>4 (0.2%)</u>	<u>3</u>	<u>75%</u>
TOTAL	1747 100%	1063	61%

MANNER OF DEATH IN "DEATH CERTIFICATE ONLY" CASES*

	<u>1989</u>	<u>1990</u>	<u>1991</u>
Accidents	28	22	22
Homicides	2	0	0
Naturals	10	19	12
Undetermined	0	0	0
Unclassified	<u>0</u>	<u>1</u>	<u>0</u>
TOTAL	40	42	34

*These are medical examiner cases not initially reported but detected when the death certificates were filed with the Bureau of Vital Statistics.

OUT-OF-COUNTY / FEE-FOR-SERVICE CASES

	<u>OUT-OF-COUNTY</u>	<u>FEE-FOR-SERVICE</u>	<u>TOTAL</u>
1989	143	6	149
1990	180	5	185
1991	198	1	199

MANNER OF DEATH: (OUT-OF-COUNTY)

	<u>1989</u>	<u>1990</u>	<u>1991</u>
Homicides	54	67	73
Suicides	22	28	37
Accidents	29	32	37
Naturals	35	46	45
Undetermined	3	7	5
Unclassified	<u>0</u>	<u>0</u>	<u>1</u>
TOTAL	143	180	198

HOMICIDES

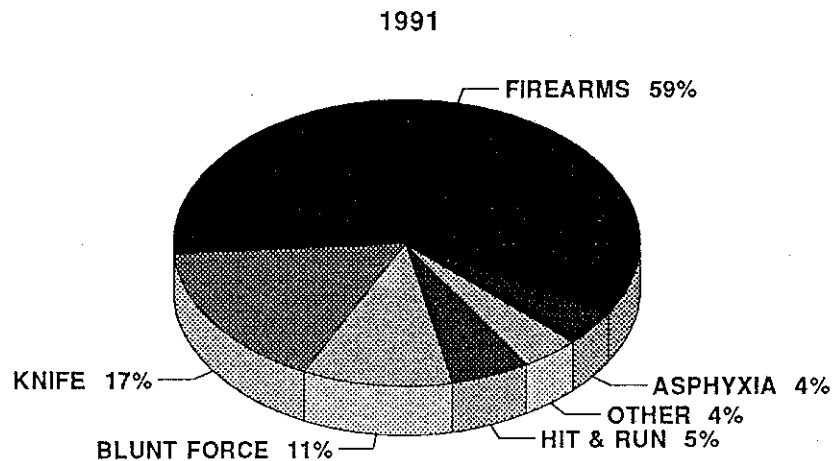
in

BEXAR

COUNTY

HOMICIDES BY METHOD

	<u>1990</u>	<u>1991</u>
Firearms	156	164
Knife	40	46
Blunt Force	24	29
Hit & Run	20	15
Burns	3	2
Asphyxia	11	11
Undetermined	2	1
Other*	<u>3</u>	<u>8</u>
TOTAL	259	276



*In 1990, one death due to manual strangulation and blunt trauma; two craniocerebral injuries and stab wounds; and one ruptured berry aneurysm.

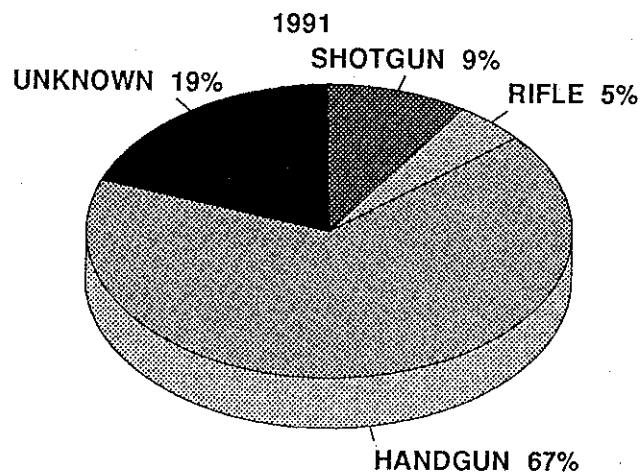
*In 1991, one gunshot wound and multiple stab wounds; one stab wound and strangulation; one chronic rheumatic mitral valve; one closed head injury; fractured neck and positional asphyxia; one ligature strangulation and craniocerebral injuries; one craniocerebral injuries and multiple stab wounds; one multiple stab wounds and massive blunt trauma to face; and one cardiac arrhythmia during violent struggle.

HOMICIDES BY FIREARMS

<u>TYPE OF WEAPON</u>	<u>1990</u>	<u>1991</u>
Handgun	108	115
Rifle		
Centerfire	4	5
Rimfire	10	3
Shotgun	18	16
Unknown	<u>25</u>	<u>33</u>
 TOTAL	 165*	 172*

*More than one weapon was used in several cases.

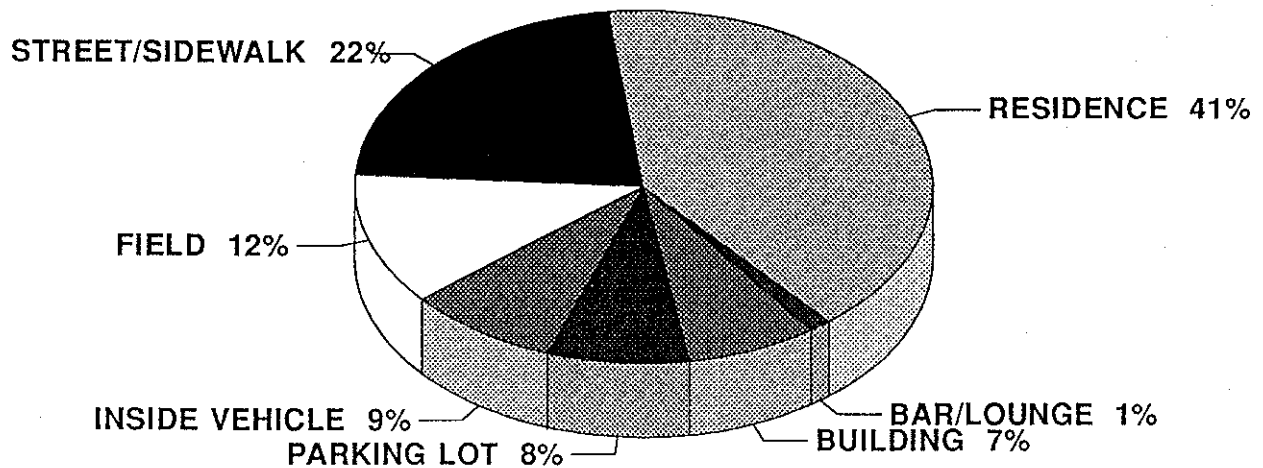
<u>CALIBER OF HANDGUNS</u>	<u>1990</u>	<u>1991</u>
.38/.357	45	53
.22	12	4
.25	24	22
.32	5	8
9mm	5	14
.45 ACP	5	0
.44	3	3
.380 ACP	<u>9</u>	<u>11</u>
 TOTAL	 108	 115



HOMICIDES BY FIREARMS

<u>PLACE OF DEATH</u>	<u>1990</u>	<u>1991</u>
Residence	57	67
Street/Sidewalk	36	36
Bar/Lounge	7	2
Parking Lot	20	13
Building	12	12
Field (Rural Area)	10	20
Inside Vehicle	<u>14</u>	<u>14</u>
TOTAL	156	164

1991



HOMICIDES BY AGE, RACE, SEX

<u>SEX</u>	<u>1990</u>	<u>1991</u>
Male	210	224
Female	<u>49</u>	<u>52</u>
TOTAL	259	276

<u>RACE</u>	<u>1990</u>	<u>1991</u>
White	227	203
Black	31	73
Oriental	<u>1</u>	<u>0</u>
TOTAL	259	276

<u>AGE</u>	<u>1990</u>	<u>1991</u>
0-5	9	11
6-10	1	1
11-15	6	13
16-19	27	27
20-29	65	106
30-39	70	53
40-49	51	33
50-59	9	16
60-69	7	8
70-79	9	2
80-89	2	3
Unknown	<u>3</u>	<u>3</u>
TOTAL	259	276

BLOOD ALCOHOL CONCENTRATIONS OF HOMICIDE VICTIMS

	<u>1990</u>	<u>1991</u>
TOTAL CASES	259	276
TOTAL TESTED	249	271

<u>Blood Alcohol (g/dL)</u>	<u>1990</u>	<u>1991</u>
NEGATIVE	98	119
.01-.049	34	36
.05-.099	27	23
.10-.149	34	30
.15-.199	19	24
.20-.249	19	22
.25-.299	12	11
.30 & up	<u>6</u>	<u>6</u>
TOTAL	249	271

NUMBER AND PERCENTAGES OF INDIVIDUALS LEGALLY INTOXICATED

(0.10 g/dL or greater)

1990.....90 (34.7%)

1991.....93 (33.7%)

CHILD HOMICIDES: AGES 0-5 YEARS

<u>RACE/SEX</u>	<u>1990</u>	<u>1991</u>
W/M	6	7
W/F	1	3
B/M	0	1
B/F	<u>2</u>	<u>0</u>
TOTAL	9	11

<u>METHOD</u>	<u>1990</u>	<u>1991</u>
Craniocerebral injuries	1	3
Blunt Force	4	6
Stab wound	0	1
Asphyxia	1	1
Gunshot wound(s)	1	0
Hit and run	<u>2</u>	<u>0</u>
TOTAL	9	11

SUDDEN INFANT DEATH SYNDROME

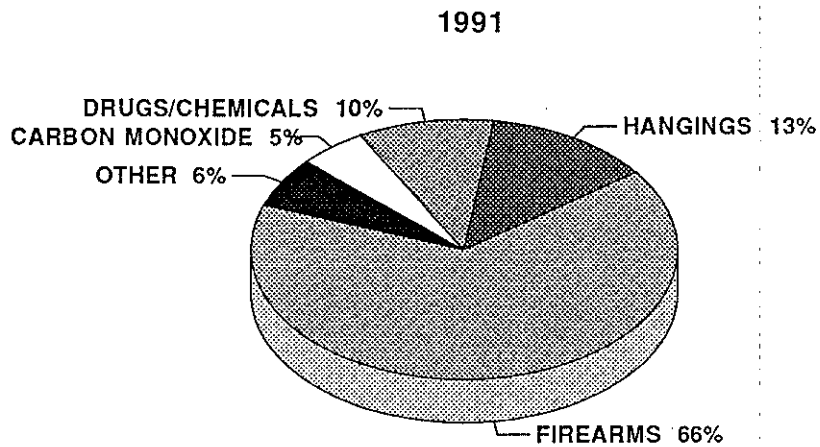
<u>RACE</u>	<u>1990</u>	<u>1991</u>
White	10	17
Black	<u>2</u>	<u>5</u>
TOTAL	12	22

<u>SEX</u>	<u>1990</u>	<u>1991</u>
Male	6	13
Female	<u>6</u>	<u>9</u>
TOTAL	12	22

SUICIDES
in
BEXAR
COUNTY

SUICIDES BY METHOD

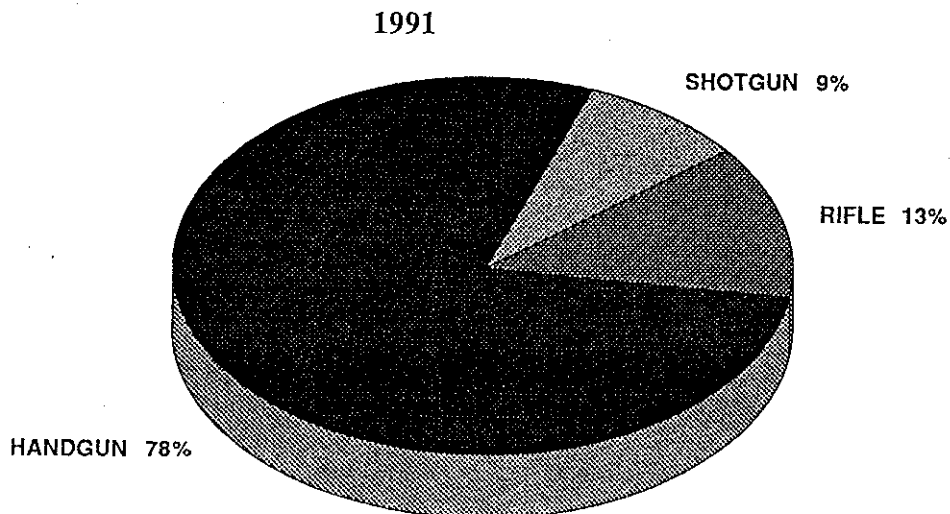
	1990		1991	
	<u>Male</u>	<u>Female</u>	<u>Male</u>	<u>Female</u>
Firearms	97	17	97	18
Drugs/Chemicals	10	10	8	10
Hanging	12	3	21	1
Carbon Monoxide	2	1	5	4
Jumping	3	1	2	1
Fire	2	0	2	0
Knife	2	1	4	0
Asphyxia	0	1	0	2
Other	<u>1</u>	<u>0</u>	<u>0</u>	<u>0</u>
TOTAL	129	34	139	36



SUICIDES BY FIREARMS

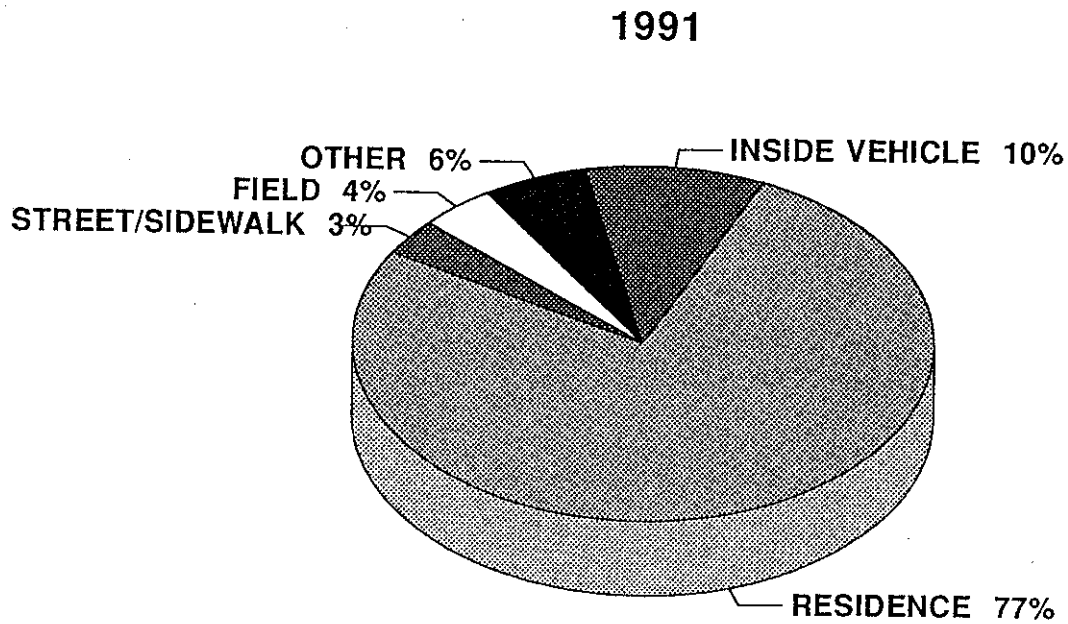
<u>TYPE OF WEAPON</u>	<u>1990</u>	<u>1991</u>
Handgun	93	90
Rifle		
Centerfire	3	5
Rimfire	5	10
Shotgun	12	10
Unknown	<u>1</u>	<u>0</u>
TOTAL	114	115

<u>CALIBER OF HANDGUNS</u>	<u>1990</u>	<u>1991</u>
.38/.357	40	39
.22	23	16
.32	6	6
.25	13	16
.41/.44	4	2
.45	3	5
9mm	2	0
.380 ACP	<u>2</u>	<u>6</u>
Total	93	90



SUICIDES BY FIREARMS

<u>PLACE OF DEATH</u>	<u>1990</u>	<u>1991</u>
Residence	96	89
Inside Vehicle	5	12
Parking Lot	1	2
Field (Rural area)	6	5
Building	3	3
Street/Sidewalk	<u>3</u>	<u>4</u>
TOTAL	114	115



SUICIDES BY AGE, RACE, SEX

<u>SEX</u>	<u>1990</u>	<u>1991</u>
Male	129	139
Female	<u>34</u>	<u>36</u>
TOTAL	163	175

<u>RACE</u>	<u>1990</u>	<u>1991</u>
White	154	166
Black	8	9
Oriental	<u>1</u>	<u>0</u>
TOTAL	163	175

<u>AGE</u>	<u>1990</u>	<u>1991</u>
<15	1	1
15-19	16	18
20-29	38	48
30-39	30	38
40-49	28	26
50-59	12	9
60-69	15	18
70-79	15	9
80-89	8	6
90-99	0	1
Unknown	<u>0</u>	<u>1</u>
TOTAL	163	175

BLOOD ALCOHOL CONCENTRATIONS OF SUICIDE VICTIMS

	<u>1990</u>	<u>1991</u>
TOTAL CASES	163	175
TOTAL TESTED	160	171
<u>Blood Alcohol (g/dL)</u>	<u>1990</u>	<u>1991</u>
NEGATIVE	90	98
.01 - .049	20	16
.05 - .099	18	18
.10 - .149	7	13
.15 - .199	6	11
.20 - .249	7	11
.25 - .299	4	3
.30 +	<u>8</u>	<u>1</u>
TOTAL	160	171

NUMBER AND PERCENTAGE OF INDIVIDUALS LEGALLY INTOXICATED

(0.10 g/dL or greater)

1990.....32 (19.8%)

1991.....39 (22.3%)

TEENAGE SUICIDES

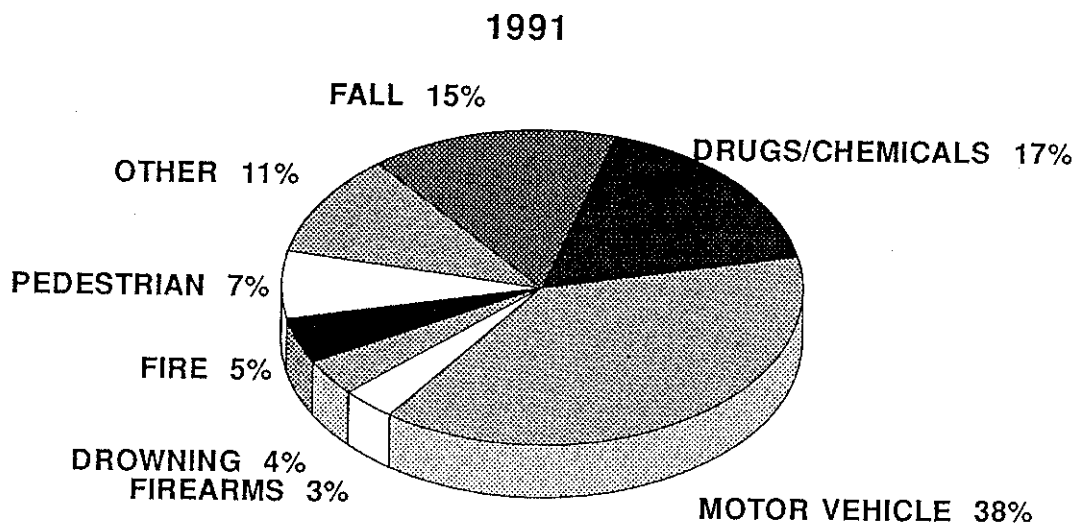
<u>METHOD</u>	<u>1990</u>	<u>1991</u>
Firearms	12	15
Hanging	3	3
Drugs	1	1
Other	<u>1</u>	<u>0</u>
TOTAL	17	19

<u>RACE</u>	<u>1990</u>	<u>1991</u>
White	16	18
Black	1	1
Oriental	<u>0</u>	<u>0</u>
TOTAL	17	19


<u>SEX</u>	<u>1990</u>	<u>1991</u>
Male	14	18
Female	<u>3</u>	<u>1</u>
TOTAL	17	19

ACCIDENTAL DEATHS: BEXAR COUNTY

	<u>1990</u>	<u>1991</u>
Motor Vehicle	99	122
Pedestrian	23	20
Fall	64	49
Drugs/Chemicals	43	56
Fire	7	15
Drowning	20	12
Asphyxia	13	3
Firearms	1	11
Train	10	6
Other	<u>18</u>	<u>25</u>
TOTAL	298	319

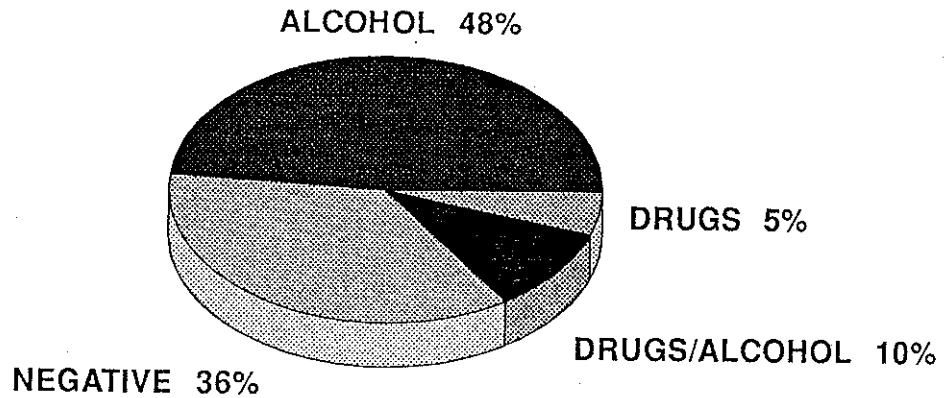


TRAFFIC FATALITIES IN BEXAR COUNTY

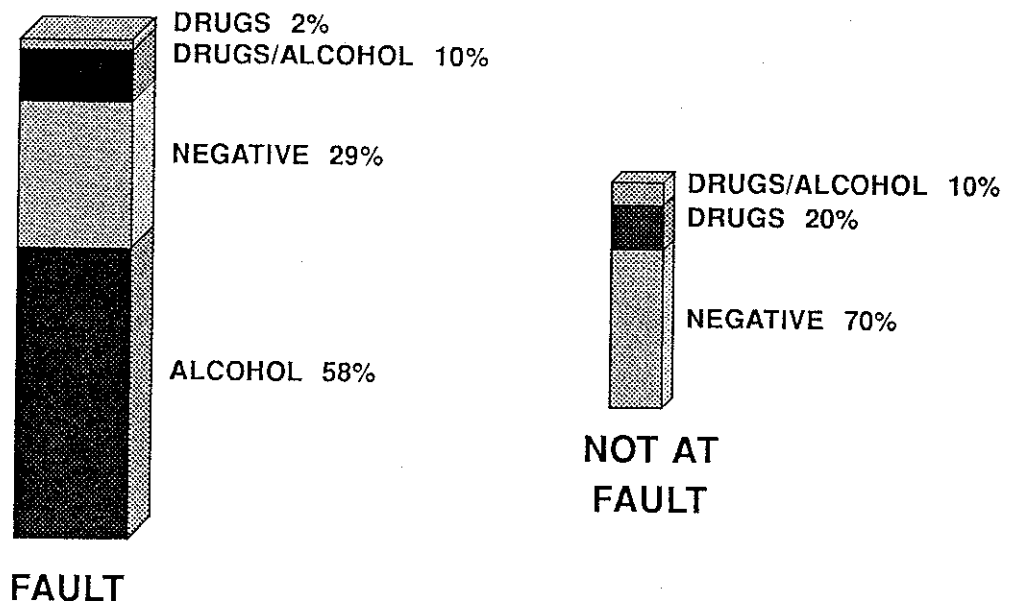


MOTOR VEHICLE DRIVERS ALCOHOL LEVELS

1991



DRIVERS AT FAULT AND NOT AT FAULT



MOTOR VEHICLE DRIVERS AT FAULT

	<u>1990</u>	<u>1991</u>
TOTAL CASES	46	46
TOTAL TESTED	45	44
<u>Alcohol/Drugs Analysis</u>		
No Alcohol	16	12
Postive for Alcohol	22	27
Drugs Only	2	1
Drugs and Alcohol	<u>5</u>	<u>4</u>
TOTAL	45	44
<u>Alcohol (g/dl)</u>		
< .05	2	4
.05-.099	0	4
.10-.199	7	11
.20-.299	18	11
.30 +	<u>0</u>	<u>1</u>
TOTAL	27	31
<u>Sex</u>		
Male	35	37
Female	<u>11</u>	<u>9</u>
TOTAL	46	46
<u>Seatbelt Use</u>		
Yes	8	9
No	28	23
Unknown	<u>10</u>	<u>14</u>
TOTAL	46	46

MOTOR VEHICLE DRIVERS NOT AT FAULT

	<u>1990</u>	<u>1991</u>
TOTAL CASES	10	10
TOTAL TESTED	9	10
<u>Alcohol/Drugs Analysis</u>		
No Alcohol	9	7
Positive for Alcohol	0	0
Drugs Only	0	2
Drugs and Alcohol	<u>0</u>	<u>1</u>
TOTAL	9	10

<u>Alcohol (g/dL)</u>	<u>1990</u>	<u>1991</u>
< .05	0	0
.05-.099	0	0
.10-.199	0	0
.20-.299	0	1
.30 +	<u>0</u>	<u>0</u>
TOTAL	0	1

Sex

Male	6	6
Female	<u>4</u>	<u>4</u>
TOTAL	10	10

Seatbelt Use

Yes	3	3
No	5	5
Unknown	<u>2</u>	<u>2</u>
TOTAL	10	10

MOTORCYCLE OPERATORS AT FAULT

	<u>1990</u>	<u>1991</u>
TOTAL CASES	5	4
TOTAL TESTED	5	4
<u>Alcohol/Drugs Analysis</u>		
No Alcohol	1	2
Positive for Alcohol	4	1
Drugs Only	0	0
Drugs and Alcohol	<u>0</u>	<u>1</u>
TOTAL	5	4

<u>Alcohol (g/dL)</u>	<u>1990</u>	<u>1991</u>
< .05	0	0
.05-.099	2	1
.10-.199	2	1
.20-.299	0	0
.30 +	<u>0</u>	<u>0</u>
TOTAL	4	2

Sex

Male	5	4
Female	<u>0</u>	<u>0</u>
TOTAL	5	4

Helmet Use

Yes	3	3
No	2	0
Unknown	<u>0</u>	<u>1</u>
TOTAL	5	4

MOTORCYCLE OPERATORS NOT AT FAULT

	<u>1990</u>	<u>1991</u>
TOTAL CASES	2	0
TOTAL TESTED	2	0
<u>Alcohol/Drugs Analysis</u>		
No Alcohol	1	0
Positive for Alcohol	1	0
Drugs Only	0	0
Drugs and Alcohol	<u>0</u>	<u>0</u>
TOTAL	2	0

<u>Alcohol (g/dL)</u>	<u>1990</u>	<u>1991</u>
< .05	0	0
.05-.099	0	0
.10-.199	1	0
.20-.299	0	0
.30 +	<u>0</u>	<u>0</u>
TOTAL	1	0

Sex

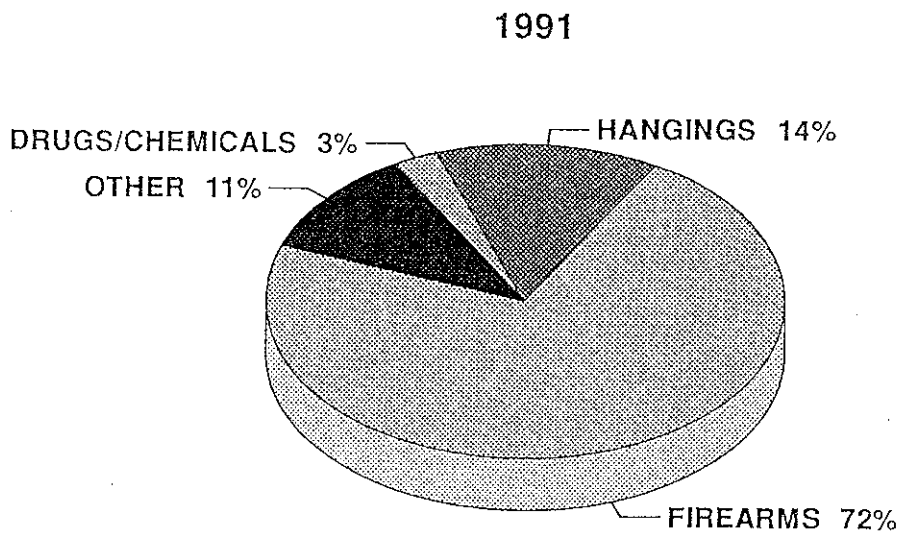
Male	2	0
Female	<u>0</u>	<u>0</u>
TOTAL	2	0

Helmet Use

Yes	2	0
No	0	0
Unknown	<u>0</u>	<u>0</u>
TOTAL	2	0

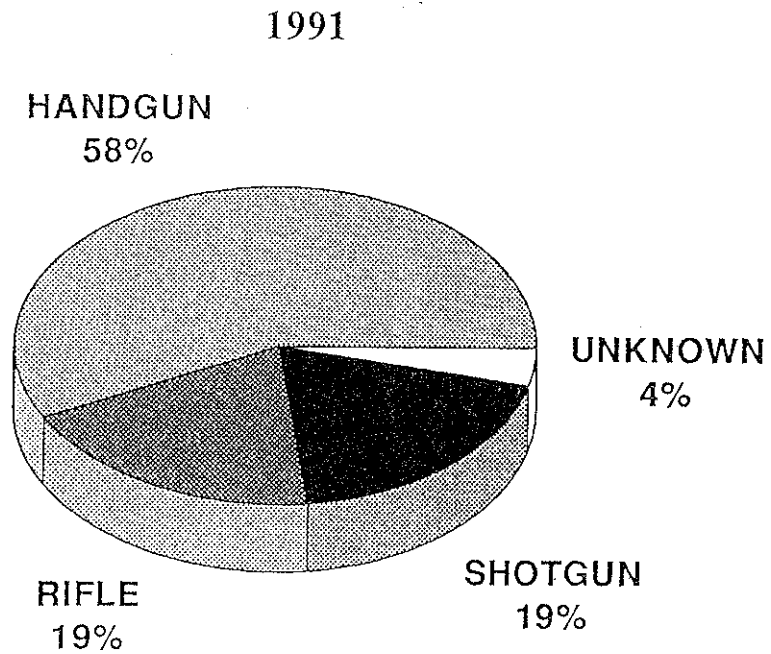
SUICIDES BY METHOD

	<u>1990</u>	<u>1991</u>
Firearms	23	27
Drugs/Chemicals	1	1
Hanging	3	5
Jumping	0	1
Knife	1	1
Asphyxia	<u>0</u>	<u>2</u>
TOTAL	28	37



SUICIDES BY FIREARMS

<u>TYPE OF WEAPON</u>	<u>1990</u>	<u>1991</u>
Handgun	18	15
Rifle		
Centerfire	1	4
Rimfire	1	1
Shotgun	2	5
Unknown	<u>1</u>	<u>2</u>
TOTAL	23	27



PEDESTRIANS

<u>Sex</u>	<u>1990</u>	<u>1991</u>
Male	29	21
Female	<u>8</u>	<u>8</u>
TOTAL	37	29

Alcohol (g/dL)

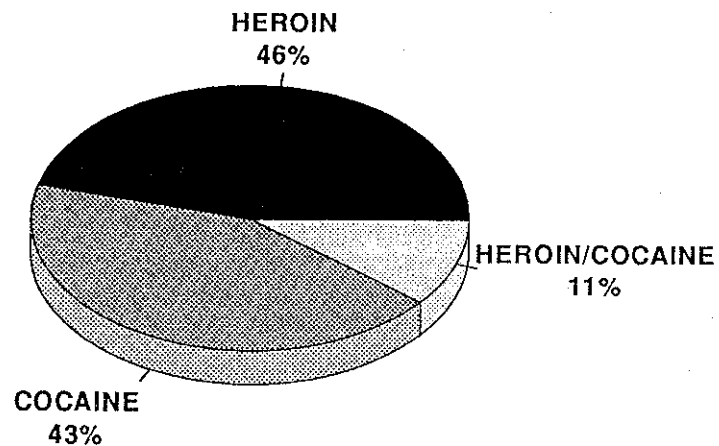
No Tests Performed	3	7
No Alcohol	19	9
< .05	1	3
.05-.099	1	1
.10-.199	3	6
.20-.299	9	3
.30 +	<u>1</u>	<u>0</u>
TOTAL	37	29

<u>Age</u>	<u>1990</u>	<u>1991</u>
0-5	2	1
6-10	3	0
11-15	2	1
16-19	4	3
20-29	5	6
30-39	2	4
40-49	6	2
50-59	6	4
60-69	3	2
70-79	3	3
80-89	1	3
90-99	0	0
Unknown	<u>0</u>	<u>0</u>
TOTAL	37	29

DEATHS DUE TO DRUGS/TOXIC SUBSTANCES

	<u>1990</u>	<u>1991</u>
Heroin	19	17
Cocaine	5	16
Heroin and Cocaine	4	4
Tricyclic Antidepressants	10	7
Propoxyphene	4	2
Mixed Drugs	13	10
Barbiturates	1	0
Ethyl Alcohol	3	4
Carbon Monoxide	5	10
Other	4	<u>13</u>
TOTAL	68	83

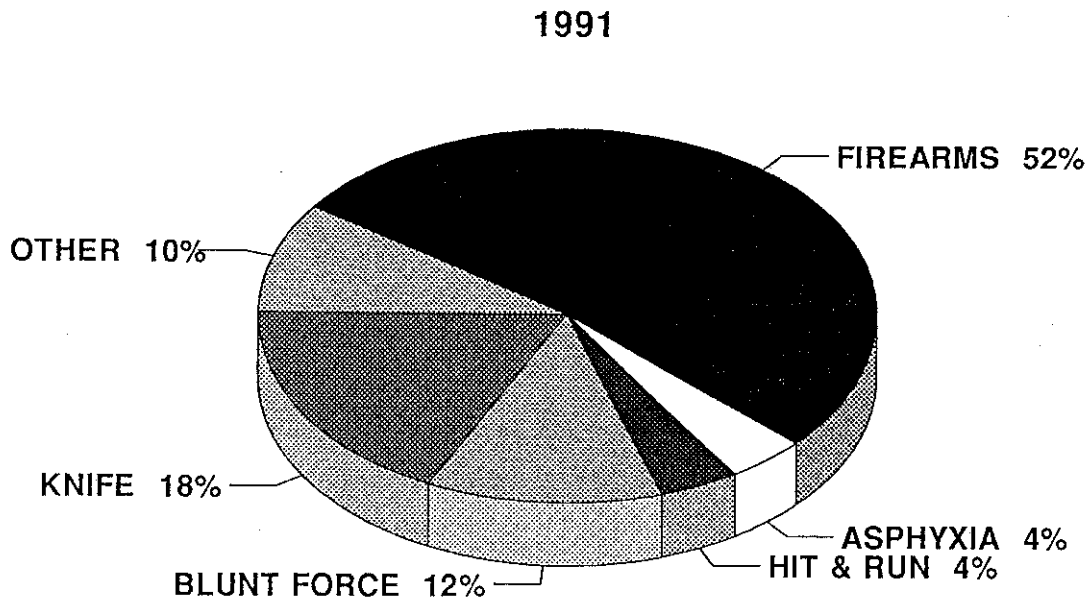
NARCOTIC DEATHS 1991



**OUT
of
COUNTY
HOMICIDES**

HOMICIDES BY METHOD

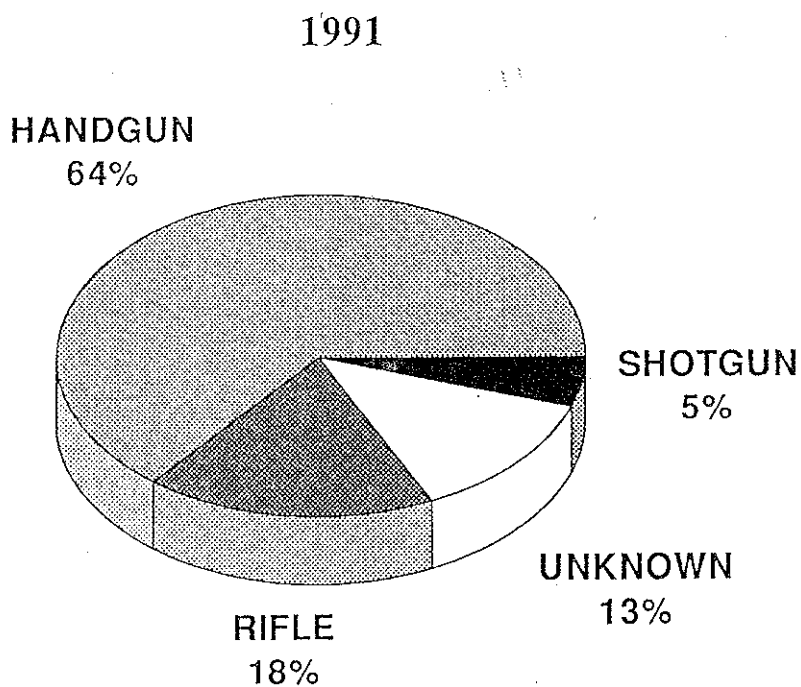
	<u>1990</u>	<u>1991</u>
Firearms	39	38
Knife	10	13
Blunt Force	10	9
Hit & Run	4	3
Burns	0	2
Asphyxia	2	3
Undetermined	2	1
Other*	<u>0</u>	<u>4</u>
TOTAL	67	73



*In 1991, one death due to asphyxia and stab wounds; one acute propoxyphene intoxication; one blunt trauma and stab wounds; and one gunshot wound and multiple stab wound.

HOMICIDES BY FIREARMS

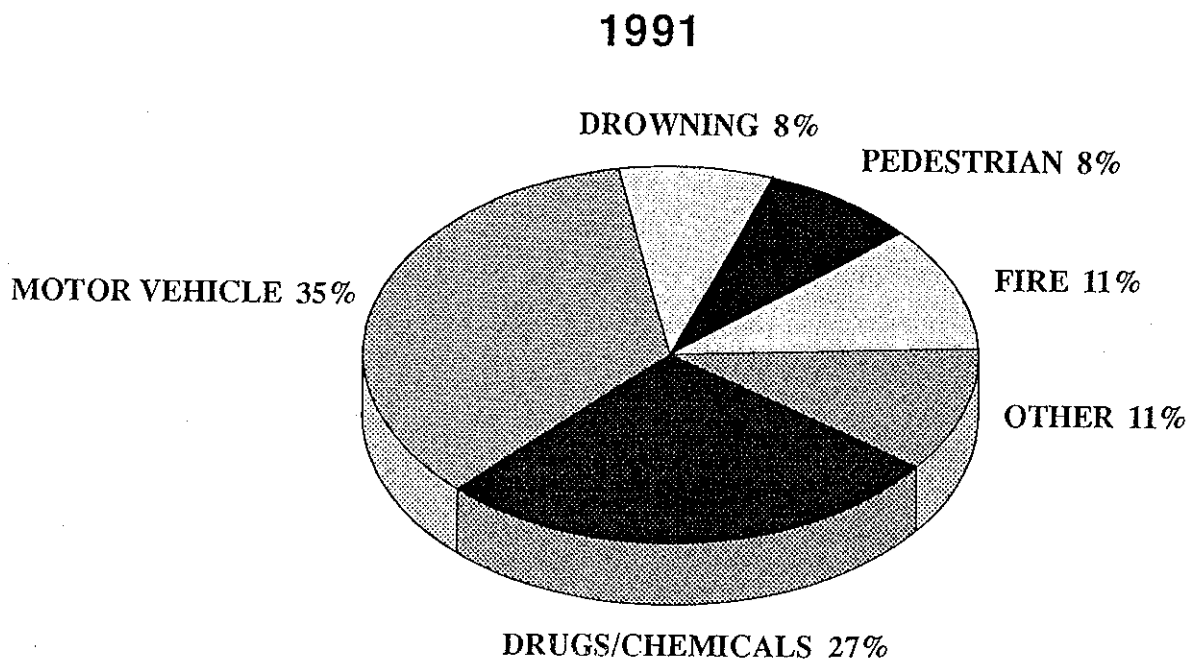
<u>TYPE OF WEAPON</u>	<u>1990</u>	<u>1991</u>
Handgun	22	25
Rifle		
Centerfire	4	0
Rimfire	2	7
Shotgun	4	2
Unknown	<u>11</u>	<u>5</u>
TOTAL	43	39



**OUT
of
COUNTY
SUICIDES**

ACCIDENTAL DEATHS: OUT OF COUNTY

	<u>1990</u>	<u>1991</u>
Motor Vehicle	12	13
Pedestrian	1	3
Drugs/Chemicals	7	10
Fire	1	4
Drowning	4	3
Other	<u>7</u>	<u>4</u>
TOTAL	32	37



CRIME LABORATORY

<u>FIREARMS</u>	<u>1989</u>	<u>1990</u>	<u>1991</u>
Test Firings	1673	1738	2384
Comparisons	155	1186 *	874
Serial Number Restorations	50	46	76

*Method of computation changed.

QUESTIONED DOCUMENTS

Total Cases	276	251	189
Questioned Documents	3292	5966	3992
Latent Fingerprints	66	34	26

SEROLOGY

Total Cases	1245	468 *	1086
Total Items	4107	2146 *	8437
Total Tests	11,528	6236 *	21,750

*No serologist for 6 months; change in computation method.

SEIZED DRUGS IDENTIFICATION

Total Cases	3070	2401	2673
Total Tests	15,380	12,052	14,942
Total Drugs Destroyed	4016	5076	4133

TOXICOLOGY WORKLOAD

	<u>CASES</u>	<u>TESTS</u>
1989	2270	8181
1990	2197	9017
1991	1856	11,071

INSTRUMENTAL BREAKDOWN OF TESTS

	GC/MS	GC	UV	FAA	ENZYME	OTHER
1989	1619	3971	94	248	1930	319
1990	682	4511	48	401	3217	158
1991	1002	5261	69	326	3810	603

SPECIFIC TOXICOLOGY TESTS PERFORMED

	<u>1989</u>	<u>1990</u>	<u>1991</u>
Alcohols	2282	2879	3270
Alkaline Drug Screen	2188	1632	1991
Acid/Neutral Drug Screen	655	34	372
Narcotic/Cocaine Screen	554	565	539
CO	94	48	69
SMA6	62	79	116
Volatiles	16	13	10
THC	71	70	81
Cultures	0	0	4
GS/Residue	248	401	326
Enzyme tests	1930	3217	3810
Other	<u>81</u>	<u>79</u>	<u>483</u>
TOTAL	8181	9017	11,071

BUDGET

FISCAL YEAR

1985.....	\$1,047,978
1986.....	\$1,184,283
1987.....	\$1,147,938
1988.....	\$1,230,221
1989.....	\$1,482,292
1990.....	\$1,628,699
1991.....	\$1,771,696
1992.....	\$1,815,825

INCOME OF OFFICE

YEAR

1980.....	\$30,378
1981.....	\$59,318
1982.....	\$84,658
1983.....	\$109,863
1984.....	\$128,214
1985.....	\$208,421
1986.....	\$262,932
1987.....	\$292,213
1988.....	\$302,449
1989.....	\$396,865
1990.....	\$449,273
1991.....	\$491,075