

BEXAR COUNTY, TEXAS


**MONTHLY FINANCIAL REPORT
(Unaudited and Unadjusted)**

July 31, 2022



**Leo S. Caldera, CIA, CGAP
BEXAR COUNTY AUDITOR**

Joe Yebra, MBA, CISA
First Assistant County Auditor



Paul Elizondo Tower
101 W. Nueva, Suite 800
San Antonio, Texas 78205
Phone: (210) 335-2301
Fax: (210) 335-2996
aufrontdesk@bexar.org

Leo S. Caldera, CIA, CGAP
BEXAR COUNTY AUDITOR

Honorable District Judges of Bexar County and Honorable Members of the Bexar County Commissioners Court:

The unaudited and unadjusted Monthly Financial Report of Bexar County, Texas for the ten months ending July 31, 2022 is submitted herewith. This report is submitted as required by Section 114.023 of the Texas Local Government Code and was prepared by the County Auditor's Office staff.


The Monthly Financial Report is presented in eight sections:

1. The consolidated balance sheet
2. Schedule of County bank balances
3. Schedule of County investments
4. Schedule of receipts and disbursements
5. Schedule of transfers to and from each fund
6. Schedule of outstanding debt
7. Schedule of debt requirements
8. General Fund summarized budget statement

The Monthly Financial Report presents certain financial data that is required by state statute.

Should you have any questions concerning this report, please contact Matthew Harrison of the Auditor's Office at (210) 335-3162.

Respectfully,

FOR
LEO


Leo S. Caldera, CIA, CGAP
County Auditor

Bexar County, Texas
Unaudited Consolidated Balance Sheet
Primary Government
July 31, 2022

	<u>General Fund</u>	<u>Debt Service</u>	<u>Capital Projects</u>	<u>County Clerk Records Management</u>
ASSETS				
Cash and investments	\$ 322,390,211	\$ 52,855,132	\$ 608,835,855	\$ 30,888,543
Receivables:				
Taxes, Net	15,974,515	3,546,157	876,757	-
Accounts receivable	2,427,364	7,500	8,235,181	1,886,468
Due from other funds	-	-	-	-
Advances to other funds	20,935,809	-	-	-
Due from other governments	5,199,281	4,236,832	51,633	22,800
Inventories	591,316	-	-	-
Accrued interest	1,641,097	-	-	-
Deferred charges	151,433	-	-	-
Deposits	-	-	-	-
Capital assets, less accumulated depreciation	-	-	-	-
TOTAL ASSETS	\$ 369,311,026	\$ 60,645,621	\$ 617,999,426	\$ 32,797,811
LIABILITIES AND FUND BALANCES				
LIABILITIES				
Vouchers payable	\$ 3,906,292	\$ -	\$ -	\$ -
Accrued liabilities	46,869,863	-	1,799,208	-
Accrued interest payable	-	-	-	-
Due to other funds	-	-	-	-
Advances from other funds	-	-	4,330,185	-
Due to other governmental units	762,866	-	-	-
Deferred revenue	22,556,405	7,782,989	876,757	-
Contract retainage payable	4,182	-	4,067,746	-
Contracts payable	-	-	-	-
OPEB obligation	-	-	-	-
Revenue bonds payable	-	-	-	-
TOTAL LIABILITIES	74,099,608	7,782,989	11,073,896	-
FUND BALANCES				
Fund balances				
for debt service	-	52,862,632	-	-
for capital expenditures	-	-	606,925,530	-
for general fund	295,211,418	-	-	-
for grant awards	-	-	-	-
for administrative commitments	-	-	-	-
for enterprise funds	-	-	-	-
for internal service funds	-	-	-	-
for special revenue funds	-	-	-	32,797,811
TOTAL FUND BALANCES	295,211,418	52,862,632	606,925,530	32,797,811
TOTAL LIABILITIES AND FUND BALANCES	\$ 369,311,026	\$ 60,645,621	\$ 617,999,426	\$ 32,797,811

Bexar County, Texas
Unaudited Consolidated Balance Sheet
Primary Government
July 31, 2022

	<u>County Wide Records Management</u>	<u>Courthouse Security</u>	<u>Justice of Peace Technology</u>	<u>Fire Code</u>
ASSETS				
Cash and investments	\$ 555,986	\$ 154,420	\$ 167,472	\$ 13,157,120
Receivables:				
Taxes, Net	-	-	-	-
Accounts receivable	5	279,113	29,424	-
Due from other funds	-	-	-	-
Advances to other funds	-	-	-	-
Due from other governments	-	1,224	-	-
Inventories	-	-	-	-
Accrued interest	-	-	-	-
Deferred charges	-	-	-	-
Deposits	-	-	-	-
Capital assets, less accumulated depreciation	-	-	-	-
TOTAL ASSETS	\$ 555,991	\$ 434,757	\$ 196,896	\$ 13,157,120
LIABILITIES AND FUND BALANCES				
LIABILITIES				
Vouchers payable	\$ -	\$ -	\$ -	\$ -
Accrued liabilities	4,552	114,906	-	143,207
Accrued interest payable	-	-	-	-
Due to other funds	-	-	-	-
Advances from other funds	-	-	-	-
Due to other governmental units	-	-	-	-
Deferred revenue	-	-	-	-
Contract retainage payable	-	-	-	-
Contracts payable	-	-	-	-
OPEB obligation	-	-	-	-
Revenue bonds payable	-	-	-	-
TOTAL LIABILITIES	4,552	114,906	-	143,207
FUND BALANCES				
Fund balances				
for debt service	-	-	-	-
for capital expenditures	-	-	-	-
for general fund	-	-	-	-
for grant awards	-	-	-	-
for administrative commitments	-	-	-	-
for enterprise funds	-	-	-	-
for internal service funds	-	-	-	-
for special revenue funds	551,439	319,851	196,896	13,013,913
TOTAL FUND BALANCES	551,439	319,851	196,896	13,013,913
TOTAL LIABILITIES AND FUND BALANCES	\$ 555,991	\$ 434,757	\$ 196,896	\$ 13,157,120

Bexar County, Texas
Unaudited Consolidated Balance Sheet
Primary Government
July 31, 2022

	<u>District Clerk Records Management</u>	<u>Law Library</u>	<u>County Wide Court Technology</u>	<u>Dispute Resolution</u>	<u>Justice of Peace Security Fund</u>
ASSETS					
Cash and investments	\$ 467,961	\$ 303,577	\$ 133,221	\$ 54,526	\$ 692,616
Receivables:					
Taxes, Net	-	-	-	-	-
Accounts receivable	169,937	268,613	203	113,766	-
Due from other funds	-	-	-	-	-
Advances to other funds	-	-	-	-	-
Due from other governments	-	-	-	-	-
Inventories	-	-	-	-	-
Accrued interest	-	-	-	-	-
Deferred charges	-	-	-	-	-
Deposits	-	-	-	-	-
Capital assets, less accumulated depreciation	-	-	-	-	-
TOTAL ASSETS	<u>\$ 637,898</u>	<u>\$ 572,190</u>	<u>\$ 133,424</u>	<u>\$ 168,292</u>	<u>\$ 692,616</u>
LIABILITIES AND FUND BALANCES					
LIABILITIES					
Vouchers payable	\$ -	\$ -	\$ -	\$ -	\$ -
Accrued liabilities	2,036	34,764	-	63,423	-
Accrued interest payable	-	-	-	-	-
Due to other funds	-	-	-	-	-
Advances from other funds	-	-	-	-	-
Due to other governmental units	-	209	-	-	-
Deferred revenue	-	-	-	-	-
Contract retainage payable	-	-	-	-	-
Contracts payable	-	-	-	-	-
OPEB obligation	-	-	-	-	-
Revenue bonds payable	-	-	-	-	-
TOTAL LIABILITIES	<u>2,036</u>	<u>34,973</u>	<u>-</u>	<u>63,423</u>	<u>-</u>
FUND BALANCES					
Fund balances					
for debt service	-	-	-	-	-
for capital expenditures	-	-	-	-	-
for general fund	-	-	-	-	-
for grant awards	-	-	-	-	-
for administrative commitments	-	-	-	-	-
for enterprise funds	-	-	-	-	-
for internal service funds	-	-	-	-	-
for special revenue funds	635,862	537,217	133,424	104,869	692,616
TOTAL FUND BALANCES	<u>635,862</u>	<u>537,217</u>	<u>133,424</u>	<u>104,869</u>	<u>692,616</u>
TOTAL LIABILITIES AND FUND BALANCES	<u>\$ 637,898</u>	<u>\$ 572,190</u>	<u>\$ 133,424</u>	<u>\$ 168,292</u>	<u>\$ 692,616</u>

Bexar County, Texas
Unaudited Consolidated Balance Sheet
Primary Government
July 31, 2022

	<u>Domestic Relations</u>	<u>Probate Contribution</u>	<u>LEOSE</u>	<u>Child Abuse Prevention</u>	<u>Drug Court Program</u>
ASSETS					
Cash and investments	\$ 43,379	\$ 873,519	\$ 139,849	\$ 26,668	\$ (276)
Receivables:					
Taxes, Net	-	-	-	-	-
Accounts receivable	34,714	-	-	2	48
Due from other funds	-	-	-	-	-
Advances to other funds	-	-	-	-	-
Due from other governments	-	-	-	-	-
Inventories	-	-	-	-	-
Accrued interest	-	-	-	-	-
Deferred charges	-	-	-	-	-
Deposits	-	-	-	-	-
Capital assets, less accumulated depreciation	-	-	-	-	-
TOTAL ASSETS	<u>\$ 78,093</u>	<u>\$ 873,519</u>	<u>\$ 139,849</u>	<u>\$ 26,670</u>	<u>\$ (228)</u>
LIABILITIES AND FUND BALANCES					
LIABILITIES					
Vouchers payable	\$ -	\$ -	\$ -	\$ -	\$ -
Accrued liabilities	74,825	5,194	6,383	-	5,846
Accrued interest payable	-	-	-	-	-
Due to other funds	-	-	-	-	-
Advances from other funds	-	-	-	-	-
Due to other governmental units	-	-	-	-	-
Deferred revenue	-	-	-	-	-
Contract retainage payable	-	-	-	-	-
Contracts payable	-	-	-	-	-
OPEB obligation	-	-	-	-	-
Revenue bonds payable	-	-	-	-	-
TOTAL LIABILITIES	<u>74,825</u>	<u>5,194</u>	<u>6,383</u>	<u>-</u>	<u>5,846</u>
FUND BALANCES					
Fund balances					
for debt service	-	-	-	-	-
for capital expenditures	-	-	-	-	-
for general fund	-	-	-	-	-
for grant awards	-	-	-	-	-
for administrative commitments	-	-	-	-	-
for enterprise funds	-	-	-	-	-
for internal service funds	-	-	-	-	-
for special revenue funds	3,268	868,325	133,466	26,670	(6,074)
TOTAL FUND BALANCES	<u>3,268</u>	<u>868,325</u>	<u>133,466</u>	<u>26,670</u>	<u>(6,074)</u>
TOTAL LIABILITIES AND FUND BALANCES	<u>\$ 78,093</u>	<u>\$ 873,519</u>	<u>\$ 139,849</u>	<u>\$ 26,670</u>	<u>\$ (228)</u>

Bexar County, Texas
Unaudited Consolidated Balance Sheet
Primary Government
July 31, 2022

	<u>Family Protection Fee</u>	<u>District Clerk Records Technology</u>	<u>Juvenile Case Manager</u>	<u>Probate Guardianship</u>
ASSETS				
Cash and investments	\$ (58,670)	\$ 166,553	\$ 15,397	\$ 151,201
Receivables:				
Taxes, Net	-	-	-	-
Accounts receivable	35	-	25,675	50,040
Due from other funds	-	-	-	-
Advances to other funds	-	-	-	-
Due from other governments	-	-	-	-
Inventories	-	-	-	-
Accrued interest	-	-	-	-
Deferred charges	-	-	-	-
Deposits	-	-	-	-
Capital assets, less accumulated depreciation	-	-	-	-
TOTAL ASSETS	<u>\$ (58,635)</u>	<u>\$ 166,553</u>	<u>\$ 41,072</u>	<u>\$ 201,241</u>
LIABILITIES AND FUND BALANCES				
LIABILITIES				
Vouchers payable	\$ -	\$ -	\$ -	\$ -
Accrued liabilities	-	5,303	-	1,205
Accrued interest payable	-	-	-	-
Due to other funds	-	-	-	-
Advances from other funds	-	-	-	-
Due to other governmental units	-	-	-	-
Deferred revenue	-	-	-	-
Contract retainage payable	-	-	-	-
Contracts payable	-	-	-	-
OPEB obligation	-	-	-	-
Revenue bonds payable	-	-	-	-
TOTAL LIABILITIES	<u>-</u>	<u>5,303</u>	<u>-</u>	<u>1,205</u>
FUND BALANCES				
Fund balances				
for debt service	-	-	-	-
for capital expenditures	-	-	-	-
for general fund	-	-	-	-
for grant awards	-	-	-	-
for administrative commitments	-	-	-	-
for enterprise funds	-	-	-	-
for internal service funds	-	-	-	-
for special revenue funds	(58,635)	161,250	41,072	200,036
TOTAL FUND BALANCES	<u>(58,635)</u>	<u>161,250</u>	<u>41,072</u>	<u>200,036</u>
TOTAL LIABILITIES AND FUND BALANCES	<u>\$ (58,635)</u>	<u>\$ 166,553</u>	<u>\$ 41,072</u>	<u>\$ 201,241</u>

Bexar County, Texas
Unaudited Consolidated Balance Sheet
Primary Government
July 31, 2022

	<u>Probate Education</u>	<u>Juvenile Delinquency Prevention</u>	<u>Grants</u>	<u>Technology Improvement</u>
ASSETS				
Cash and investments	\$ 353,498	\$ 29,796	\$ 345,516,497	\$ 1,413,629
Receivables:				
Taxes, Net	-	-	-	-
Accounts receivable	8,010	-	4,258	-
Due from other funds	-	-	-	-
Advances to other funds	-	-	-	-
Due from other governments	-	-	8,898	-
Inventories	-	-	-	-
Accrued interest	-	-	-	-
Deferred charges	-	-	-	-
Deposits	-	-	-	-
Capital assets, less accumulated depreciation	-	-	-	-
TOTAL ASSETS	<u>\$ 361,508</u>	<u>\$ 29,796</u>	<u>\$ 345,529,653</u>	<u>\$ 1,413,629</u>
LIABILITIES AND FUND BALANCES				
LIABILITIES				
Vouchers payable	\$ -	\$ -	\$ -	\$ -
Accrued liabilities	60	-	1,865,015	65
Accrued interest payable	-	-	-	-
Due to other funds	-	-	-	-
Advances from other funds	-	-	250,000	-
Due to other governmental units	-	-	-	-
Deferred revenue	-	-	-	-
Contract retainage payable	-	-	-	-
Contracts payable	-	-	-	-
OPEB obligation	-	-	-	-
Revenue bonds payable	-	-	-	-
TOTAL LIABILITIES	<u>60</u>	<u>-</u>	<u>2,115,015</u>	<u>65</u>
FUND BALANCES				
Fund balances				
for debt service	-	-	-	-
for capital expenditures	-	-	-	-
for general fund	-	-	-	-
for grant awards	-	-	343,414,638	-
for administrative commitments	-	-	-	-
for enterprise funds	-	-	-	-
for internal service funds	-	-	-	-
for special revenue funds	361,448	29,796	-	1,413,564
TOTAL FUND BALANCES	<u>361,448</u>	<u>29,796</u>	<u>343,414,638</u>	<u>1,413,564</u>
TOTAL LIABILITIES AND FUND BALANCES	<u>\$ 361,508</u>	<u>\$ 29,796</u>	<u>\$ 345,529,653</u>	<u>\$ 1,413,629</u>

Bexar County, Texas
Unaudited Consolidated Balance Sheet
Primary Government
July 31, 2022

	<u>Stormwater Mitigation</u>	<u>Chapter 19 Voter Registration</u>	<u>Election Contracting Services</u>	<u>Tax Collector's Special Inventory</u>
ASSETS				
Cash and investments	\$ 10,199,470	\$ (110,446)	\$ (1,378,780)	\$ 7,394
Receivables:				
Taxes, Net	-	-	-	-
Accounts receivable	9,872	-	69,464	-
Due from other funds	-	-	-	-
Advances to other funds	-	-	-	-
Due from other governments	-	-	-	-
Inventories	-	-	-	-
Accrued interest	-	-	-	-
Deferred charges	-	-	816,703	-
Deposits	-	-	-	-
Capital assets, less accumulated depreciation	-	-	-	-
TOTAL ASSETS	<u>\$ 10,209,342</u>	<u>\$ (110,446)</u>	<u>\$ (492,613)</u>	<u>\$ 7,394</u>
LIABILITIES AND FUND BALANCES				
LIABILITIES				
Vouchers payable	\$ -	\$ -	\$ -	\$ -
Accrued liabilities	184,057	-	427	1,340
Accrued interest payable	-	-	-	-
Due to other funds	-	-	-	-
Advances from other funds	-	-	150,000	-
Due to other governmental units	4,032	-	-	-
Deferred revenue	-	51	-	-
Contract retainage payable	-	-	-	-
Contracts payable	-	-	-	-
OPEB obligation	-	-	-	-
Revenue bonds payable	-	-	-	-
TOTAL LIABILITIES	<u>188,089</u>	<u>51</u>	<u>150,427</u>	<u>1,340</u>
FUND BALANCES				
Fund balances				
for debt service	-	-	-	-
for capital expenditures	-	-	-	-
for general fund	-	-	-	-
for grant awards	-	-	-	-
for administrative commitments	-	-	-	-
for enterprise funds	-	-	-	-
for internal service funds	-	-	-	-
for special revenue funds	10,021,253	(110,497)	(643,040)	6,054
TOTAL FUND BALANCES	<u>10,021,253</u>	<u>(110,497)</u>	<u>(643,040)</u>	<u>6,054</u>
TOTAL LIABILITIES AND FUND BALANCES	<u>\$ 10,209,342</u>	<u>\$ (110,446)</u>	<u>\$ (492,613)</u>	<u>\$ 7,394</u>

Bexar County, Texas
Unaudited Consolidated Balance Sheet
Primary Government
July 31, 2022

	<u>District Attorney Programs</u>	<u>Asset Forfeitures</u>	<u>Bexar County Housing Finance Corporation</u>	<u>Bexar County Health Facilities Development Corporation</u>
ASSETS				
Cash and investments	\$ 244,268	\$ 3,561,367	\$ 3,279,900	\$ 217,654
Receivables:				
Taxes, Net	-	-	-	-
Accounts receivable	45,872	525	-	-
Due from other funds	-	-	-	-
Advances to other funds	-	-	-	-
Due from other governments	-	405	-	-
Inventories	-	-	-	-
Accrued interest	-	-	-	-
Deferred charges	-	-	-	-
Deposits	-	-	-	-
Capital assets, less accumulated depreciation	-	-	-	-
TOTAL ASSETS	<u>\$ 290,140</u>	<u>\$ 3,562,297</u>	<u>\$ 3,279,900</u>	<u>\$ 217,654</u>
LIABILITIES AND FUND BALANCES				
LIABILITIES				
Vouchers payable	\$ -	\$ -	\$ -	\$ -
Accrued liabilities	39,989	57,792	-	-
Accrued interest payable	-	-	-	-
Due to other funds	-	-	-	-
Advances from other funds	-	-	-	-
Due to other governmental units	-	-	-	-
Deferred revenue	-	-	-	-
Contract retainage payable	-	-	-	-
Contracts payable	-	-	-	-
OPEB obligation	-	-	-	-
Revenue bonds payable	-	-	-	-
TOTAL LIABILITIES	<u>39,989</u>	<u>57,792</u>	<u>-</u>	<u>-</u>
FUND BALANCES				
Fund balances				
for debt service	-	-	-	-
for capital expenditures	-	-	-	-
for general fund	-	-	-	-
for grant awards	-	-	-	-
for administrative commitments	-	-	-	-
for enterprise funds	-	-	-	-
for internal service funds	-	-	-	-
for special revenue funds	250,151	3,504,505	3,279,900	217,654
TOTAL FUND BALANCES	<u>250,151</u>	<u>3,504,505</u>	<u>3,279,900</u>	<u>217,654</u>
TOTAL LIABILITIES AND FUND BALANCES	<u>\$ 290,140</u>	<u>\$ 3,562,297</u>	<u>\$ 3,279,900</u>	<u>\$ 217,654</u>

Bexar County, Texas
Unaudited Consolidated Balance Sheet
Primary Government
July 31, 2022

	Bexar County Industrial Development Corporation	Community Venue Fund	Nonmajor Enterprise Funds	Internal Service Funds
ASSETS				
Cash and investments	\$ 193	\$ 131,650,004	\$ 8,470,920	\$ 16,167,163
Receivables:				-
Taxes, Net	-	-	-	-
Accounts receivable	-	1,300,000	319	-
Due from other funds	-	-	-	-
Advances to other funds	-	-	-	-
Due from other governments	-	-	-	-
Inventories	-	-	-	44,210
Accrued interest	-	-	-	-
Deferred charges	-	2,452,918	658,761	42,860,912
Deposits	-	-	-	-
Capital assets, less accumulated depreciation	-	187,408,951	152,420	161,755
TOTAL ASSETS	\$ 193	\$ 322,811,873	\$ 9,282,420	\$ 59,234,040
LIABILITIES AND FUND BALANCES				
LIABILITIES				
Vouchers payable	\$ -	\$ -	\$ 546	\$ -
Accrued liabilities	-	4,792	233,155	11,734,245
Accrued interest payable	-	1,114,482	-	-
Due to other funds	-	-	-	-
Advances from other funds	-	-	-	110,000
Due to other governmental units	-	-	12,603	-
Deferred revenue	-	15,348	338,380	19,315,355
Contract retainage payable	-	-	-	-
Contracts payable	-	-	-	-
OPEB obligation	-	47,248	1,041,741	228,194,216
Revenue bonds payable	-	370,062,344	-	-
TOTAL LIABILITIES	-	371,244,214	1,626,425	259,353,816
FUND BALANCES				
Fund balances				
for debt service	-	-	-	-
for capital expenditures	-	-	-	-
for general fund	-	-	-	-
for grant awards	-	-	-	-
for administrative commitments	-	-	-	-
for enterprise funds	-	(48,432,341)	7,655,995	-
for internal service funds	-	-	-	(200,119,776)
for special revenue funds	193	-	-	-
TOTAL FUND BALANCES	193	(48,432,341)	7,655,995	(200,119,776)
TOTAL LIABILITIES AND FUND BALANCES	\$ 193	\$ 322,811,873	\$ 9,282,420	\$ 59,234,040

Bexar County, Texas
Unaudited Consolidated Balance Sheet
Primary Government
July 31, 2022

	Total
ASSETS	
Cash and investments	\$ 1,551,636,787
Receivables:	
Taxes, Net	20,397,429
Accounts receivable	14,966,408
Due from other funds	-
Advances to other funds	20,935,809
Due from other governments	9,521,073
Inventories	635,526
Accrued interest	1,641,097
Deferred charges	46,940,727
Deposits	-
Capital assets, less accumulated depreciation	187,723,126
TOTAL ASSETS	\$ 1,854,397,982
LIABILITIES AND FUND BALANCES	
LIABILITIES	
Vouchers payable	\$ 3,906,838
Accrued liabilities	63,251,652
Accrued interest payable	1,114,482
Due to other funds	-
Advances from other funds	4,840,185
Due to other governmental units	779,710
Deferred revenue	50,885,285
Contract retainage payable	4,071,928
Contracts payable	-
OPEB obligation	229,283,205
Revenue bonds payable	370,062,344
TOTAL LIABILITIES	728,195,629
FUND BALANCES	
Fund balances	
for debt service	52,862,632
for capital expenditures	606,925,530
for general fund	295,211,418
for grant awards	343,414,638
for administrative commitments	-
for enterprise funds	(40,776,346)
for internal service funds	(200,119,776)
for special revenue funds	68,684,257
TOTAL FUND BALANCES	1,126,202,353
TOTAL LIABILITIES AND FUND BALANCES	\$ 1,854,397,982

BEXAR COUNTY, TEXAS
SCHEDULE OF BANK ACCOUNT BALANCES
July 31, 2022

Bank of America

Central Depository	\$ 54,494,722.09
Attorney Bond Escrow	2,594,207.08
Bail Bond Surety	611,000.00
Credit Card Refund/Adjustment Account	1,323.56
Payroll	2,781,429.92
Election	39,373.00
Jury	83,640.00
Performing Arts Center Project Disbursement Fund	151.56
Juvenile Probation Restitution	13,327.75
CSCD Restitution	434,499.01
Sheriff Inmate Trust	856,684.25
County Clerk Registry Non- Interest Account	3,261,018.12
County Clerk Registry - Interest Account	391,856.08
County Clerk Registry - EMS Account	19,526,328.61
County Clerk Registry - Demand Account	8,697,128.64
District Clerk Registry Non Interest Account	10,974,271.89
District Clerk Registry - Interest Account	98,521.27
District Clerk Registry - EMS Account	10,857,182.96
District Clerk Registry - Demand Account	9,443,044.86
District Attorney Check Fee Restitution	96,197.74
District Attorney HOT Check Account	158,182.41

Other

ATD Sales Tax Account	23,006,727.18
TexStar Demand	62,890,392.11
TexStar (CARES)	79,178.59
TexStar (CARES) - ARPA	244,211,461.85
TexPool Demand	49,501,037.82
TexPool Babcock Road	706,648.10

(Continued)

BEXAR COUNTY, TEXAS
SCHEDULE OF BANK ACCOUNT BALANCES
July 31, 2022


Community Venue Accounts

Amegy Bank

Bexar County Hotel Tax	100.71
Bexar County Motor Vehicle Tax	585.58
Capital Impvmts Existing	378,850.54
Capital Impvmts Coverage Excess	17,944,046.47
BC TE Tax DS	1,345,756.63
BC MVT DS	198,733.00
Taxable Debt Service Reserve	4,328,571.83
License Revenue	2,356.56
MTV Debt Service Reserve	3,754,059.67
Tax-Exempt Comb Tax Reserve	13,630,095.44
Taxable Debt Service	3,163,133.99
2010 Sub Lien MVRT DS	1,935.15
BC 2010 Comb Venue Tax DS	2,793.83
Prop 4 2013 CVT	205,451.75
2013 MVRT D/S	472,215.68
2013 CVT D/S	253,755.57
2019 CVT Debt Service	3,907,107.86
2019 MVRT Debt Service	2,385,743.36
2021 MVRT Taxable Debt Service	532,709.82
2021 CVT Taxable Debt Service	4,096,737.93
<u>Other</u>	
TexStar - Venue	49,618,517.68
TexPool - Venue	14,766,933.96

\$ 626,799,729.46

Note: This schedule does not include the various bank accounts managed by the Tax Office.



Bexar County

Bexar County Investments Fund 100 - General Fund - Investment Pool Investments by Fund July 31, 2022

CUSIP	Investment #	Issuer	Purchase Date	Book Value	Par Value	Market Value	Current Rate	YTM 360	YTM 365	Maturity Date	Days To Maturity
Corporate Commercial Paper - Dis											
46640QLN9	11722	JP Morgan Chase	02/28/2022	39,868,166.67	40,000,000.00	39,868,166.67	1.050	1.074	1.089	11/22/2022	113
46640QM65	11730	JP Morgan Chase	04/07/2022	29,816,908.33	30,000,000.00	29,816,908.33	1.730	1.774	1.799	12/06/2022	127
46640QM65	11731	JP Morgan Chase	04/07/2022	29,816,908.33	30,000,000.00	29,816,908.33	1.730	1.774	1.799	12/06/2022	127
78009BJK9	11710	Royal Bank of Canada	12/23/2021	29,982,850.00	30,000,000.00	29,982,850.00	0.420	0.426	0.432	09/19/2022	49
78009BKR2	11718	Royal Bank of Canada	01/31/2022	39,930,111.11	40,000,000.00	39,930,111.11	0.740	0.751	0.761	10/25/2022	85
78009BNT5	11739	Royal Bank of Canada	05/02/2022	9,884,644.44	10,000,000.00	9,884,644.44	2.320	2.394	2.427	01/27/2023	179
78009BNT5	11740	Royal Bank of Canada	05/03/2022	9,883,152.78	10,000,000.00	9,883,152.78	2.350	2.425	2.459	01/27/2023	179
89233HJD7	11709	Toyota Motor Credit Corp	12/22/2021	29,983,875.00	30,000,000.00	29,983,875.00	0.450	0.457	0.463	09/13/2022	43
Subtotal and Average				219,166,616.66	220,000,000.00	219,166,616.66		1.154	1.170		99
Federal Agency Coupon Securities											
3133EA7E2	11641	Federal Farm Credit Bank	03/18/2020	1,616,000.00	1,616,000.00	1,616,000.00	1.960	1.932	1.959	11/07/2022	98
3133ENDR8	11703	Federal Farm Credit Bank	11/15/2021	19,962,718.54	20,000,000.00	19,962,718.54	0.400	0.540	0.547	11/09/2023	465
313382AX1	11637	Federal Home Loan Bank	03/17/2020	10,088,942.98	10,000,000.00	10,088,942.98	2.125	0.637	0.646	03/10/2023	221
Subtotal and Average				31,667,661.52	31,616,000.00	31,667,661.52		0.642	0.651		368
Treasury Coupon Securities											
912828YK0	11660	U.S. Treasury	12/30/2020	10,025,668.36	10,000,000.00	10,025,668.36	1.375	0.121	0.123	10/15/2022	75
912828BU4	11699	U.S. Treasury	11/15/2021	19,971,319.86	20,000,000.00	19,971,319.86	0.125	0.337	0.341	03/31/2023	242
912828BN0	11700	U.S. Treasury	11/15/2021	19,978,956.12	20,000,000.00	19,978,956.12	0.125	0.302	0.307	02/28/2023	211
9128283J2	11702	U.S. Treasury	11/15/2021	20,210,248.16	20,000,000.00	20,210,248.16	2.375	0.266	0.270	01/31/2023	183
912828TJ9	11706	U.S. Treasury	12/21/2021	30,016,752.37	30,000,000.00	30,016,752.37	1.625	0.171	0.173	08/15/2022	14
912828YF1	11707	U.S. Treasury	12/21/2021	30,047,815.13	30,000,000.00	30,047,815.13	1.500	0.198	0.201	09/15/2022	45
912828TY6	11708	U.S. Treasury	12/21/2021	30,117,422.59	30,000,000.00	30,117,422.59	1.625	0.269	0.273	11/15/2022	106
912828AG6	11711	U.S. Treasury	01/07/2022	24,997,020.66	25,000,000.00	24,997,020.66	0.125	0.267	0.270	08/31/2022	30
912828YK0	11712	U.S. Treasury	01/07/2022	25,053,172.26	25,000,000.00	25,053,172.26	1.375	0.332	0.336	10/15/2022	75
912828YW4	11713	U.S. Treasury	01/07/2022	25,114,172.15	25,000,000.00	25,114,172.15	1.625	0.390	0.395	12/15/2022	136
912828Z29	11714	U.S. Treasury	01/07/2022	25,120,237.63	25,000,000.00	25,120,237.63	1.500	0.438	0.445	11/15/2023	167
912828UN8	11715	U.S. Treasury	01/12/2022	30,238,428.10	30,000,000.00	30,238,428.10	2.000	0.520	0.527	02/15/2023	198
912828ZD5	11716	U.S. Treasury	01/12/2022	29,986,974.91	30,000,000.00	29,986,974.91	0.500	0.562	0.570	03/15/2023	226
912828ZH6	11717	U.S. Treasury	01/12/2022	29,919,117.61	30,000,000.00	29,919,117.61	0.250	0.626	0.634	04/15/2023	257

Portfolio POOL
AP
FI (PRE_FI) 7.3.11
Report Ver. 7.3.11

Fund 100 - General Fund - Investment Pool
Investments by Fund
July 31, 2022


CUSIP	Investment #	Issuer	Purchase Date	Book Value	Par Value	Market Value	Current Rate	YTM 360	YTM 365	Maturity Days To Date	Maturity	
Treasury Coupon Securities												
91282CBG5	11720	U.S. Treasury	01/31/2022	39,876,224.32	40,000,000.00	39,876,224.32	0.125	0.735	0.745	01/31/2023	183	
912828YK0	11723	U.S. Treasury	03/22/2022	30,025,050.96	30,000,000.00	30,025,050.96	1.375	0.952	0.965	10/15/2022	75	
91282CAR2	11724	U.S. Treasury	03/22/2022	29,933,050.73	30,000,000.00	29,933,050.73	0.125	1.015	1.029	10/31/2022	91	
912828TY6	11725	U.S. Treasury	03/22/2022	30,043,319.99	30,000,000.00	30,043,319.99	1.625	1.106	1.121	11/15/2022	106	
912828YW4	11726	U.S. Treasury	03/22/2022	30,049,358.68	30,000,000.00	30,049,358.68	1.625	1.162	1.178	12/15/2022	136	
912828Z29	11727	U.S. Treasury	03/22/2022	30,029,453.66	30,000,000.00	30,029,453.66	1.500	1.264	1.282	01/15/2023	167	
91282CEY3	11753	U.S. Treasury	07/18/2022	29,849,607.59	30,000,000.00	29,849,607.59	3.000	3.135	3.179	07/15/2025	1,079	
				Subtotal and Average	570,000,000.00	570,603,371.84		0.725	0.735		185	
Municipal CP												
91510LKE4	11738	University of Texas System	05/02/2022	9,964,027.78	10,000,000.00	9,964,027.78	1.750	1.788	1.813	10/14/2022	74	
91510LJE6	11748	University of Texas System	06/17/2022	9,975,555.56	10,000,000.00	9,975,555.56	2.000	2.037	2.066	09/14/2022	44	
91512DN56	11749	University of Texas Perm Fund	07/07/2022	14,817,487.50	15,000,000.00	14,817,487.50	2.790	2.869	2.909	01/05/2023	157	
				Subtotal and Average	35,000,000.00	34,757,070.84		2.321	2.353		100	



Bexar County

Bexar County Investments
Fund 507 - Venue Fund
Investments by Fund
July 31, 2022

CUSIP	Investment #	Issuer	Purchase Date	Book Value	Par Value	Market Value	Current Rate	YTM	YTM	Maturity Days To	
								360	365	Date Maturity	
	Corporate Commercial Paper - Dis										
46640QM65	11732	JP Morgan Chase	04/07/2022	4,969,484.72	5,000,000.00	4,969,484.72	1.730	1.774	1.799	12/06/2022	
89233HR63	11752	Toyota Motor Credit Corp	07/13/2022	4,888,400.00	5,000,000.00	4,888,400.00	3.240	3.363	3.409	04/06/2023	
		Subtotal and Average		9,857,884.72	10,000,000.00	9,857,884.72		2.562	2.598	187	



Bexar County

Bexar County Investments
Fund 817 - ARPA 1 FUND
Investments by Fund
July 31, 2022

CUSIP	Investment #	Issuer	Purchase Date	Book Value	Par Value	Market Value	Current Rate	YTM 360	YTM 365	Maturity Date	Days To Maturity
Corporate Commercial Paper - Dis											
46640QKD2	11743	JP Morgan Chase	06/14/2022	19,914,833.33	20,000,000.00	19,914,833.33	2.100	2.114	2.144	10/13/2022	73
46640QMD0	11744	JP Morgan Chase	06/14/2022	29,715,250.00	30,000,000.00	29,715,250.00	2.550	2.583	2.619	12/13/2022	134
89233HR63	11750	Toyota Motor Credit Corp	07/13/2022	29,330,400.00	30,000,000.00	29,330,400.00	3.240	3.363	3.409	04/06/2023	248
Subtotal and Average				78,960,483.33	80,000,000.00	78,960,483.33		2.755	2.793		160

Bexar County, Texas
Schedule of Receipts and Disbursements in the period of
July 31, 2022

Fund Name	Cash & Investments Balances July 1, 2022	Receipts	Disbursements	Cash & Investments Balances July 31, 2022
Governmental Funds				
General Fund				
General Fund	\$ 321,970,784.98	\$ 669,685,342.42	\$ 669,265,917.03	\$ 322,390,210.37
Debt Service				
Debt Service Fund	\$ 51,003,895.05	\$ 1,913,713.51	\$ 62,476.74	\$ 52,855,131.82
Capital Projects				
Road & Bridge Fund	\$ 22,427,501.45	\$ 2,106,422.19	\$ 843,890.56	\$ 23,690,033.08
Courthouse Facility Improvement Fund	\$ 3,893,629.32	\$ 18,654.94		\$ 3,912,284.26
Capital Projects	\$ 270,256,379.42	\$ 1,245,058.49	\$ 3,610,410.66	\$ 267,891,027.25
TXDOT ATD Multi Year Fund	\$ 110,350,703.23	\$ 1,912,522.60	\$ 1,751,853.10	\$ 110,511,372.73
Flood Control Multi Year Fund	\$ 185,624,595.27		\$ 454,480.31	\$ 185,170,114.96
Flood Control Fund	\$ 7,223,111.01	\$ 38,111.06	\$ 158,104.15	\$ 7,103,117.92
Fleet Acquisition Fund	\$ 10,613,385.13		\$ 55,480.55	\$ 10,557,904.58
Nonmajor Governmental Funds				
County Clerk Records Management Fund	\$ 32,357,006.04	\$ 83,342.21	\$ 1,551,805.29	\$ 30,888,542.96
County Wide Records Management Fund	\$ 541,207.62	\$ 14,778.13		\$ 555,985.75
Courthouse Security Fund	\$ 67,726.23	\$ 86,262.77	\$ (431.28)	\$ 154,420.28
Justice of Peace Technology Fund	\$ 152,547.73	\$ 14,924.57		\$ 167,472.30
Fire Code Enforcement Fund	\$ 12,752,206.59	\$ 421,107.89	\$ 19,448.61	\$ 13,153,865.87
District Clerk Records Management Fund	\$ 454,459.59	\$ 13,501.39		\$ 467,960.98
Law Library Fund	\$ 310,916.85	\$ 8,732.58	\$ 16,072.82	\$ 303,576.61
County Wide Court Technology Fund	\$ 131,551.23	\$ 1,670.04		\$ 133,221.27
Dispute Resolution Fund	\$ 29,240.41	\$ 23,409.96	\$ (1,875.25)	\$ 54,525.62
Justice of Peace Security Fund	\$ 691,751.60	\$ 864.28		\$ 692,615.88
Domestic Relations Fund	\$ 44,353.54	\$ 857.87	\$ 1,832.65	\$ 43,378.76
Probate Contribution Fund	\$ 874,790.21	\$ 548.00	\$ 1,818.72	\$ 873,519.49
Child Abuse Fund	\$ 26,389.01	\$ 278.49		\$ 26,667.50
Drug Court Program Fund	\$ (800.77)	\$ 524.86		\$ (275.91) (B)
Family Protection Fee Fund	\$ (58,822.24)	\$ 152.00		\$ (58,670.24) (B)
District Clerk Records Technology Fund	\$ 159,471.76	\$ 7,080.78		\$ 166,552.54
Juvenile Case Manager Fund	\$ 2,407.40	\$ 12,990.00		\$ 15,397.40
Probate Guardianship Fund	\$ 156,352.07	\$ 1,211.03	\$ 6,362.28	\$ 151,200.82
Probate Education Fund	\$ 357,042.74	\$ 400.17	\$ 3,944.47	\$ 353,498.44
Juvenile Delinquency Prevention Fund	\$ 29,778.37	\$ 18.00		\$ 29,796.37
Technology Services Fund	\$ 1,653,966.57	\$ 22,511.00	\$ 262,848.31	\$ 1,413,629.26
Storm Water Mitigation Fund	\$ 10,177,205.80	\$ 213,421.42	\$ 191,156.82	\$ 10,199,470.40
Chapter 19 Voter Registration Fund	\$ (168,606.79)	\$ 55,730.96	\$ (2,430.00)	\$ (110,445.83) (B)
Election Contract Services Fund	\$ (1,430,454.52)	\$ 153,026.59	\$ 101,351.88	\$ (1,378,779.81) (B)
Tax Collector's Special Inventory Fund	\$ 9,113.77		\$ 1,719.94	\$ 7,393.83
Boarding Home Facilities Fund	\$ 3,252.00	\$ 2.00		\$ 3,254.00
LEOSE				
Fire Marshal Lease Fund	\$ 8,427.08	\$ 1.00		\$ 8,428.08
Sheriff's Lease Fund	\$ 94,676.51	\$ 4,161.40	\$ 10,259.73	\$ 88,578.18
District Attorney Lease Fund	\$ (248.13)			\$ (248.13) (B)
Constable 1 Lease Fund	\$ 9,259.71	\$ 1.00		\$ 9,260.71
Constable 2 Lease Fund	\$ 15,589.07	\$ 2.00		\$ 15,591.07
Constable 3 Lease Fund	\$ 5,517.80	\$ 1.00		\$ 5,518.80
Constable 4 Lease Fund	\$ 12,718.89	\$ 1.00		\$ 12,719.89
Grants				
Grants in Aid Fund	\$ 4,186,226.65	\$ 241,335.03	\$ 97,627.35	\$ 4,329,934.33
Juvenile Probation Commission Fund	\$ 8,096,398.99	\$ 389,539.46	\$ 103,260.88	\$ 8,382,677.57
Home Programs Fund	\$ 321,268.28	\$ 175,865.04	\$ 142,731.46	\$ 354,401.86
CDBG Programs Fund	\$ (95,476.95)	\$ 274,609.25	\$ 207,893.38	\$ (28,761.08) (A)
JJAEP Fund	\$ 674,987.05	\$ 22,430.70	\$ 20,620.27	\$ 676,797.48
JJAEP Facility Fund	\$ 644,414.52	\$ 400.00	\$ 11,908.59	\$ 632,905.93
Sheriff's Department Fund Donations	\$ 588,280.95	\$ 1,073.50	\$ 20,467.66	\$ 568,886.79
Office of Attorney General	\$ (32,158.73)	\$ 28,595.56		\$ (3,563.17) (A)
Criminal Justice Division	\$ (822,683.64)	\$ 283,181.82	\$ 102,685.79	\$ (642,187.61) (A)
Department of Justice	\$ 256,494.58	\$ 7,088.23	\$ 55,241.01	\$ 208,341.80
Substance Abuse & Mental Health Service	\$ (119,963.29)		\$ 142,947.25	\$ (262,910.54) (A)
Comprehensive Energy Assistance Program Grants	\$ (727,322.51)	\$ 21.00	\$ 1,080,596.36	\$ (1,807,897.87) (A)
Ryan White	\$ 179.13			\$ 179.13
CARES Fund	\$ 78,941.63			\$ 78,941.63
Department of Transportation	\$ 154,091.56	\$ 50,161.34		\$ 204,252.90
Community Infrastructure Economic Development	\$ 2,121,078.51	\$ 1,250.00	\$ 254,000.00	\$ 1,868,328.51
Emergency Solutions Grant	\$ (63,453.25)	\$ 60,941.13	\$ 32,340.53	\$ (34,852.65) (A)
American Rescue Plan Act Fund	\$ 129,852,038.12	\$ 224,033,274.61	\$ 29,678,248.57	\$ 324,207,064.16
Opioid Settlement Fund	\$ 2,294,666.36			\$ 2,294,666.36
Emergency Rental Assistance Fund	\$ 8,854,401.51	\$ 167.07	\$ 4,365,277.08	\$ 4,489,291.50

Bexar County, Texas
Schedule of Receipts and Disbursements in the period of
July 31, 2022

Fund Name	Cash & Investments Balances			Cash & Investments Balances
	July 1, 2022	Receipts	Disbursements	
Nonmajor Governmental Funds (cont'd)				
District Attorney Programs				
District Attorney Narcotics Fund	\$ 3,751.00			\$ 3,751.00
District Attorney Money Laundering Fund	\$ 1,113.10			\$ 1,113.10
District Attorney Gambling Fund	\$ 154,173.22	\$ 17.00		\$ 154,190.22
District Attorney Comptroller Fund	\$ 87.70			\$ 87.70
District Attorney Check Fund	\$ 14,591.67	\$ 1,670.03		\$ 16,261.70
DA Pretrial Diversion Program	\$ (65,401.11)	\$ 134,265.00		\$ 68,863.89
Asset Forfeitures				
District Attorney State Asset Forfeiture	\$ 1,649,187.32	\$ 600.71	\$ 13,009.21	\$ 1,636,778.82
District Attorney Fed Asset Forfeiture	\$ 927,610.95	\$ 103.00	\$ 10,495.45	\$ 917,218.50
Sheriff State Asset Forfeiture	\$ 196,940.45	\$ 42,722.48	\$ 14,576.54	\$ 225,086.39
Sheriff Fed Asset Forfeiture	\$ 505,017.36	\$ 129,018.16	\$ 13,107.57	\$ 620,927.95
Constable 1 State Asset Forfeiture	\$ 1,436.32			\$ 1,436.32
Constable 1 Fed Asset Forfeiture	\$ 41.87			\$ 41.87
Constable 2 State Asset Forfeiture	\$ 2,151.53			\$ 2,151.53
Constable 2 Fed Asset Forfeiture	\$ 22,949.59	\$ 3.00		\$ 22,952.59
Constable 4 State Asset Forfeiture	\$ 10,431.96	\$ 1.00		\$ 10,432.96
Constable 4 Fed Asset Forfeiture	\$ 1,976.27			\$ 1,976.27
Sheriff Chapter 18 State Asset Forfeiture	\$ 13,376.05	\$ 1.00		\$ 13,377.05
Sheriff Fed Asset Forfeiture - Treasury	\$ 106,363.18		\$ 3,500.00	\$ 102,863.18
Constable 3 State Asset Forfeiture	\$ 6,121.78	\$ 1.00		\$ 6,122.78
Blended Units				
Housing Finance Corporation	\$ 3,300,428.78	\$ 366.00	\$ 20,894.87	\$ 3,279,899.91
Health Facility Corporation	\$ 217,630.27	\$ 24.00		\$ 217,654.27
Industrial Development Corporation	\$ 192.97			\$ 192.97
Total Governmental Funds	\$ 1,206,166,560.30	\$ 903,940,065.72	\$ 714,757,927.91	\$ 1,395,348,698.11
Business-Type Activities				
Community Venue Fund	\$ 127,670,391.19	\$ 17,059,420.81	\$ 13,079,811.10	\$ 131,650,000.90
Parking Facility Fund	\$ 1,547,999.80	\$ 161,096.09	\$ 50,703.92	\$ 1,658,391.97
Sheriff's Commissary Fund	\$ 6,043,850.22	\$ 739,520.67	\$ 216,948.55	\$ 6,566,422.34
Firing Range Fund	\$ 246,573.93	\$ 2,504.00	\$ 2,971.60	\$ 246,106.33
Total Business-Type Activities	\$ 135,508,815.14	\$ 17,962,541.57	\$ 13,350,435.17	\$ 140,120,921.54
Internal Service Funds				
Fleet Maintenance Fund	\$ 561,080.59	\$ 75,186.15	\$ (93,873.18)	\$ 730,139.92
Other Post Employment Benefits Fund	\$ 7,251,211.06	\$ 317,570.62	\$ 439,836.54	\$ 7,128,945.14
Self Insurance Funds	\$ 13,330,988.78	\$ 898,472.97	\$ 6,597,141.36	\$ 7,632,320.39
Records Management Fund	\$ 275,027.26		\$ 17,831.57	\$ 257,195.69
Print Shop Fund	\$ 425,838.49	\$ 8,894.42	\$ 16,170.97	\$ 418,561.94
Total Internal Service Funds	\$ 21,844,146.18	\$ 1,300,124.16	\$ 6,977,107.26	\$ 16,167,163.08
Fiduciary Funds				
Unclaimed Money Fund	\$ 435,044.57	\$ 39,751.96	\$ 314,895.81	\$ 159,900.72
Secondary Recipient Grants Fund	\$ (393,835.99)	\$ 595,347.90	\$ 123,699.62	\$ 77,812.29
Officer's Special Fund	\$ 20,325,325.95	\$ 831,690.50	\$ 562,957.09	\$ 20,594,059.36
Clerks' Trust Fund	\$ 43,625,699.97	\$ 2,388,541.31	\$ 2,222,856.27	\$ 43,791,385.01
Flexible Spending Accounts	\$ 105,479.90	\$ 166,480.25	\$ 148,338.64	\$ 123,621.51
Bail Bondsman Security Fund	\$ 3,189,207.08	\$ 16,000.00	\$ -	\$ 3,205,207.08
Community Corrections Fund	\$ 6,106,012.55	\$ 644,320.81	\$ (229,317.91)	\$ 6,979,651.27
	\$ 73,392,934.03	\$ 4,682,132.73	\$ 3,143,429.52	\$ 74,931,637.24
Total Funds	\$ 1,436,912,455.65	\$ 927,884,864.18	\$ 738,228,899.86	\$ 1,626,568,419.97

Note 1: The following Agency Funds are not included: Tax Collector's Account Fund and Inmate Banking Fund

Note A: The negative cash balances are the result of timing differences. These funds operate on a reimbursement basis and incur expenses before related revenues are received or cash is transferred.

Note B: The negative cash balances are the result of timing differences.

BEXAR COUNTY, TEXAS
SCHEDULE OF TRANSFERS TO AND FROM EACH FUND
July 31, 2022

	TRANSFERS IN:						Total
	General Fund	Debt Service Fund	Special Revenue Funds	Capital Project Funds	Internal Service Funds	Enterprise Service Funds	
General Fund	\$ -	\$ -	\$ 2,572,189	\$ -	\$ 16,059,171	\$ 269,192	\$ 18,900,552
Capital							
Project Funds	-	20,059,770	-	5,853,356	-	-	25,913,126
Internal							
Service Funds	-	-	-	-	-	-	-
Enterprise							
Service Funds	98,150	450,000	-	-	-	-	548,150
Special							
Revenue Funds	56,213,483	231,666	372,108	1,650,000	-	-	58,467,257
Total Transfers	\$ 56,311,633	\$ 20,741,436	\$ 2,944,297	\$ 7,503,356	\$ 16,059,171	\$ 269,192	\$ 103,829,085

The transfer of \$98,150 from the Parking Facility Fund to General Fund is for the new custodial personnel. The transfer of \$56,213,483 from Special Revenue Funds to General Fund consists of \$100,000 from the Family Protection Fee Fund for re-payment of build out costs associated with the new office space for the Family Justice center in the Federal Reserve Building and \$56,113,483 from the American Rescue Plan Act Fund due to Fiscal Year 2020 - 2021 revenue loss. The transfer of \$20,059,770 from the TXDOT AFD Fund to the Debt Service fund is to pay debt service on bonds issued to pay for roads. The transfer of \$450,000 from the Enterprise Service Fund to the Debt Service fund is to pay debt service associated with construction of the parking facilities. The transfer of \$231,666 from the Special Revenue Fund to the Debt Service fund is to pay debt service on bonds issued to pay for a new Fire Marshal's Office building. The transfer of \$2,572,189 from General Fund to Special Revenue Funds consists of \$239,644 to the Courthouse Security Fund to sustain the costs of courthouse security personnel, \$225,280 to the Law Library Fund, \$60,506 to the Drug Court Fund, \$233,825 to the Domestic Relations Fund, \$275,030 to the District Attorney's Pre-Trial Diversion Fund, and \$998,300 to the Technology Services Fund to sustain their expenses, \$85,454 to the Grants In Aid Fund is for cash match required by the grants agreement, and \$454,150 to the Community Infrastructure Economic Development Fund to assist the County workforce with developing skills for the ever evolving job industry. The transfer of \$372,108 from Special Revenue Funds to Special Revenue Funds consists of \$284,500 from the County Clerk Records Management Fund to the County Wide Records Management Fund for the purposes of scanning and destroying records located at the Records Management Center and \$80,000 from the Technology Services Fund to the Justice of the Peace Technology Fund to support the cost of maintenance agreements, and \$7,608 from the Domestic Relations Fund to the Office of the Attorney General Fund to cash match. The transfer of \$7,503,356 to the Capital Funds consists of \$1,500,000 to the Capital Improvement Fund to partially fund the Tyler Technologies eCJIS records keeping component and \$7,853,356 to the Fleet Acquisition Fund to support the purchase of new vehicles related to program changes and for the FY2021-22 replacements of County-owned vehicles. The transfer of \$16,059,171 from the General Fund to the Internal Service Funds is to sustain and maintain the costs of the Health and Life Fund, Workers Compensation Fund, OPEB Fund, and Print Shop Fund. The transfer of \$269,192 from the General Fund to the Enterprise Service Fund is to sustain the expenses of the Firing Range Fund, since fees have not been approved for the use of this facility to date. The remaining transfers are the result of normal transactions between funds.

BEXAR COUNTY, TEXAS
LONG TERM DEBT OVERVIEW
GOVERNMENTAL ACTIVITIES SCHEDULE OF OUTSTANDING DEBT
September 30, 2022

<u>Refunding Bonds</u>	<u>Original Amount</u>	<u>Interest Rate</u>	<u>Total Outstanding Balances</u>		
			<u>Principal</u>	<u>Interest</u>	<u>Total Requirements</u>
12/19/13 Limited Tax Gen Obligation Ref Bonds	18,055,000	2.00-5.00	2,560,000	180,700	2,740,700
12/19/13 Unlimited Tax Gen Obligation Ref Bonds	16,835,000	1.75-5.00	2,815,000	175,850	2,990,850
12/23/14 Unlimited Tax Refunding Bonds	9,360,000	1.50-5.00	2,675,000	276,750	2,951,750
12/30/14 Limited Tax Refunding Bonds	54,575,000	3.00-5.00	18,905,000	1,945,000	20,850,000
12/30/14 Flood Control Tax Refunding Bonds	111,810,000	4.00-5.00	12,700,000	1,341,500	14,041,500
7/21/16 Limited Tax Gen Obligation Ref Bonds	248,415,000	3.00-5.00	123,045,000	33,843,100	156,888,100
7/21/16 Flood Control Gen Obligation Ref Bonds	101,740,000	3.00-5.00	70,935,000	17,690,000	88,625,000
12/28/17 Limited Tax Ref Bonds	384,715,000	3.00-5.00	167,300,000	80,999,400	248,299,400
12/28/17 Flood Control Tax Ref Bonds	28,140,000	2.00-4.00	26,105,000	9,229,150	35,334,150
12/19/19 General Obligation Ref Bonds, Series 2019	79,645,000	4.00-5.00	74,390,000	46,010,050	120,400,050
12/19/20 Flood Control Ref Bonds, Series 2019	45,310,000	4.00	45,310,000	28,221,200	73,531,200
08/26/20 Limited Tax Refunding Bonds, Series 2020A	26,365,000	3.00-5.00	23,610,000	10,627,400	34,237,400
08/26/20 Limited Tax Refunding Bonds, Series 2020B	228,510,000	1.538-5.00	224,705,000	67,531,480	292,236,480
08/26/20 Limited Tax Flood Control Ref Bonds, Series 2020	59,225,000	1.538-5.00	58,210,000	15,721,287	73,931,287
12/30/21 Flood Control Tax Ref Bonds, Series 2021	57,730,000	.651-2.371	57,730,000	10,031,947	67,761,947
12/30/21 Unlimited Tax Ref Bonds, Series 2021	6,540,000	5.00	6,540,000	1,468,750	8,008,750
12/30/21 Limited Tax Ref Bonds, Series 2021	436,215,000	.651-2.863	436,215,000	140,205,320	576,420,320
		Sub-Total	1,353,750,000	465,498,884	1,819,248,884
General Obligation Bonds					
11/29/2017 Pass-Through Rev & Ltd Tax Bonds	40,840,000	4.00-5.00	38,290,000	24,402,050	62,692,050
		Sub-Total	38,290,000	24,402,050	62,692,050
Certificates of Obligation					
02/14/13 Comb Tax and Rev Certif of Obligation	83,955,000	3.00-5.00	18,370,000	7,200,200	25,570,200
05/09/13 Comb Tax and Rev Certif of Obligation	115,040,000	1.00-5.00	100,000	2,000	102,000
08/22/13 Comb Tax and Rev Certif of Obligation	331,725,000	2.00-5.00	5,195,000	259,750	5,454,750
12/30/14 Comb Tax and Rev Certif of Obligation	87,130,000	3.00-5.00	7,515,000	868,250	8,383,250
08/13/15 Pass-Through Rev & Ltd Tax Bonds, Series 2015A	17,405,000	2.00-5.00	8,500,000	3,170,556	11,670,556
08/13/15 Pass-Through Rev & Ltd Tax Bonds, Series 2015B	29,385,000	2.00-5.00	14,430,000	7,636,100	22,066,100
08/25/16 Comb Tax and Rev Certif of Obligation	91,675,000	2.00-5.00	90,875,000	49,279,300	140,154,300
12/20/16 Comb Tax & Rev C.O., Series 2016A	93,280,000	3.00-5.00	41,805,000	26,489,700	68,294,700
12/20/16 Comb Tax & Rev C.O., Series 2016B	20,330,000	3.00-5.00	12,665,000	2,713,350	15,378,350
12/27/18 Comb Tax & Rev C.O., Series 2018	198,035,000	4.00-5.00	196,535,000	143,027,450	339,562,450
01/06/20 Comb Tax & Rev C.O., Series 2019	122,355,000	4.00-5.00	113,925,000	65,874,900	179,799,900
12/30/21 Comb Tax and Rev C.O, Series 2021	90,185,000	3.00-5.00	89,185,000	55,657,100	144,842,100
12/30/21 Pass-Through Rev & Ltd Tax Bonds, Series 2021	14,940,000	3.00-4.00	14,940,000	4,456,650	19,396,650
		Sub-Total	614,040,000	366,635,306	980,675,306
Total Bonds, Certificates of Obligation	\$ 3,365,020,000		\$ 2,006,080,000	\$ 856,536,240	\$ 2,862,616,240

**Debt Requirements Overview for
Bonds & Certificates of Obligation**

	<u>Principal</u>	<u>Interest</u>	<u>Total</u>
2023	54,555,000	70,052,900	124,607,900
2024	60,650,000	67,638,864	128,288,864
2025	65,075,000	64,897,928	129,972,928
2026	69,305,000	61,916,990	131,221,990
2027-2031	421,685,000	265,425,703	687,110,703
2032-2036	514,620,000	194,110,606	708,730,606
2037-2041	510,415,000	106,941,646	617,356,646
2042-2046	302,870,000	25,344,453	328,214,453
2047-2051	6,905,000	207,150	7,112,150
	2,006,080,000	856,536,240	2,862,616,240

Note: Scheduled Debt Service Payments

- Bonds and Certificates of Obligation:
1. June 15th of each year principal and interest
 2. December 15th of each year interest only

	<u>Total Fiscal Year 2022 Debt Service Payment</u>		
	<u>Principal</u>	<u>Interest</u>	<u>Total</u>
2022	44,915,000	79,079,991	123,994,991

BEXAR COUNTY, TEXAS
LONG TERM DEBT OVERVIEW
BUSINESS-TYPE ACTIVITIES SCHEDULE OF OUTSTANDING DEBT
September 30, 2022

<u>Refunding Bonds</u>	<u>Original Amount</u>	<u>Interest Rate</u>	<u>Total Outstanding Balances</u>		
			<u>Principal</u>	<u>Interest</u>	<u>Total Requirements</u>
09/04/08 Taxable Venue Proj Ref Bonds (CVT), Series 2008B	50,810,000	3.77-6.98	32,040,000	13,752,876	45,792,876
12/15/12 Tax Exempt Venue Proj Ref Bonds (CVT), Series 2013	92,190,000	2.00-5.00	250,000	3,750	253,750
12/15/12 Tax Exempt Venue Proj Ref Bonds (MVRT), Series 2013	25,880,000	2.00-5.00	465,000	6,975	471,975
11/18/2015 Tax Exempt Venue Proj Rev Ref Bonds (CVT), Series 2015	78,935,000	3.00-5.00	5,230,000	538,750	5,768,750
07/25/19 Tax Exempt Venue Proj Ref Bonds (CVT), Series 2019	87,945,000	4.00-5.00	84,175,000	47,971,449	132,146,449
07/25/19 Tax Exempt Venue Proj Ref Bonds (MVRT), Series 2019	48,325,000	4.00-5.00	45,815,000	23,189,225	69,004,225
09/23/21 Taxable Venue Ref Bonds (CVT), Series 2021	171,535,000	.331-3.181	171,535,000	94,714,040	266,249,040
09/23/21 Taxable Venue Ref Bonds (MVRT), Series 2021	23,510,000	.331-3.181	23,510,000	10,738,138	34,248,138
		Sub-Total	363,020,000	190,915,203	553,935,203
Total Bonds	\$ 750,735,000		\$ 363,020,000	\$ 190,915,203	\$ 553,935,203

**Debt Requirements Overview for
Venue Project Bonds**

	<u>Principal</u>	<u>Interest</u>	<u>Total</u>
2022	9,445,000	6,693,623	16,138,623
2023	9,265,000	12,990,992	22,255,992
2024	9,655,000	12,592,891	22,247,891
2025	10,100,000	12,152,934	22,252,934
2026	57,610,000	53,633,012	111,243,012
2027-2031	66,485,000	40,791,945	107,276,945
2032-2036	70,905,000	28,900,032	99,805,032
2037-2041	66,750,000	17,467,579	84,217,579
2042-2046	59,860,000	5,598,515	65,458,515
2047-2051	2,945,000	93,680	3,038,680
	363,020,000	190,915,203	553,935,203

Note: Scheduled Debt Service Payments

Venue Project Bonds

1. February 15th of each year interest only
2. August 15th of each year principal and interest

	<u>Total Fiscal Year 2022 Debt Service Payment</u>		
2022	9,445,000	12,816,724	22,261,724

BEXAR COUNTY, TEXAS
LONG TERM DEBT OVERVIEW
GOVERNMENTAL ACTIVITIES SCHEDULE OF OUTSTANDING DEBT
September 30, 2022

	2022		
Refunding Bonds	Principal	Interest	Requirements
12/19/13 Limited Tax General Obligation Ref Bonds	1,195,000	175,200	1,370,200
12/19/13 Unlimited Tax General Obligation Ref Bonds	1,560,000	358,850	1,918,850
12/30/14 Unlimited Tax Refunding Bonds	750,000	331,750	1,081,750
12/30/14 Limited Tax Refunding Bonds	5,410,000	1,591,750	7,001,750
12/30/14 Flood Control Tax Refunding Bonds	3,190,000	2,164,200	5,354,200
07/21/16 Limited Tax General Obligation Ref Bonds	7,825,000	9,186,500	17,011,500
07/21/16 Flood Control General Obligation Ref Bonds	2,910,000	3,620,950	6,530,950
12/28/17 Limited Tax Ref Bonds	80,000	18,220,599	18,300,599
12/28/17 Flood Control Tax Ref Bonds	1,010,000	1,019,100	2,029,100
12/19/19 General Obligation Ref Bonds, Series 2019	1,795,000	3,084,200	4,879,200
12/19/19 Flood Control Ref Bonds, Series 2019	-	1,812,400	1,812,400
08/26/20 Limited Tax Ref Bonds, Series 2020A	1,325,000	1,024,400	2,349,400
08/26/20 Limited Tax Ref Bonds, Series 2020B	1,480,000	5,662,303	7,142,303
08/26/20 Limited Tax Flood Control Ref Bonds, Series 2020	400,000	1,613,344	2,013,344
Sub-Total	28,930,000	49,865,546	78,795,546
General Obligation Bonds			
11/29/2017 Pass-Through Rev & Ltd Tax Bonds	850,000	1,897,750	2,747,750
Sub-Total	850,000	1,897,750	2,747,750
Certificates of Obligation			
02/14/13 Comb Tax and Rev Certif of Obligation	2,200,000	702,663	2,902,663
05/09/13 Comb Tax and Rev Certif of Obligation	100,000	6,000	106,000
08/22/13 Comb Tax and Rev Certif of Obligation	4,955,000	507,500	5,462,500
12/30/14 Comb Tax and Rev Certif of Obligation	1,000,000	775,000	1,775,000
08/13/2015 Pass-Through Rev & Ltd Tax Bonds	385,000	336,844	721,844
08/13/2015 Pass-Through Rev & Ltd Tax Bonds	630,000	612,750	1,242,750
8/25/2016 Comb Tax and Rev Certif of Obligation	250,000	3,452,450	3,702,450
12/20/16 Comb Tax & Rev C.O., Series 2016A	250,000	4,300,600	4,550,600
12/20/16 Comb Tax & Rev C.O., Series 2016B	1,265,000	755,200	2,020,200
12/27/18 Comb Tax & Rev C.O., Series 2018	500,000	9,148,100	9,648,100
01/06/20 Comb Tax & Rev C.O., Series 2019	2,600,000	5,160,200	7,760,200
12/30/21 Comb Tax & Rev C.O., Series, 2021	1,000,000	1,559,388	2,559,388
Sub-Total	15,135,000	27,316,695	42,451,695
Total Bonds, Certificates of Obligation	\$ 44,915,000	\$ 79,079,991	\$ 123,994,991

BEXAR COUNTY, TEXAS
LONG TERM DEBT OVERVIEW
BUSINESS-TYPE ACTIVITIES SCHEDULE OF OUTSTANDING DEBT
September 30, 2022

<u>Refunding Bonds</u>	<u>2022</u>		
	<u>Principal</u>	<u>Interest</u>	<u>Requirements</u>
09/04/08 Taxable Venue Proj Ref Bonds (CVT), Series 2008B	2,055,000	2,210,104	4,265,104
12/15/12 Tax Exempt Venue Proj Ref Bonds (CVT), Series 2013	250,000	7,500	257,500
12/15/12 Tax Exempt Venue Proj Ref Bonds (MVRT), Series 2013	465,000	13,950	478,950
11/18/15 Tax Exempt Venue Proj Rev Ref Bonds (CVT), Series 2015	1,215,000	261,500	1,476,500
07/25/19 Tax Exempt Venue Proj Rev Ref Bonds (CVT), Series 2019	2,130,000	3,541,800	5,671,800
07/25/19 Tax Exempt Venue Proj Rev Ref Bonds (MVRT), Series 2019	1,410,000	1,947,450	3,357,450
09/23/21 Taxable Venue Ref Bonds (CVT), Series 2021	1,685,000	4,302,661	5,987,661
09/23/21 Taxable Venue Ref Bonds (MVRT), Series 2021	235,000	531,759	766,759
Sub-Total	<u>9,445,000</u>	<u>12,816,724</u>	<u>22,261,724</u>
Total Bonds	<u>\$ 9,445,000</u>	<u>\$ 12,816,724</u>	<u>\$ 22,261,724</u>

BEXAR COUNTY, TEXAS
STATEMENT OF REVENUES & EXPENDITURES & CHANGES IN FUND BALANCE
BUDGET TO ACTUAL
GENERAL FUND (100)
For the Ten Months Ending July 31, 2022

	CURRENT BUDGET	YEAR TO DATE AMOUNT	PERCENT OF CURRENT BUDGET USED
<u>REVENUES</u>			
AD VALOREM TAXES	\$ 416,274,101	\$ 426,708,591	102.51%
OTHER TAXES, LICENSES & PERMITS	27,053,020	32,502,373	120.14%
INTERGOVERNMENTAL REVENUES	7,131,132	4,554,912	63.87%
SERVICE FEES	26,024,679	24,569,255	94.41%
MOTOR VEHICLE FEES	4,806,300	4,705,320	97.90%
COMMISSIONS ON AD VALOREM TAXES	5,264,161	5,878,018	111.66%
FINES AND FORFEITURES	6,100,000	4,453,090	73.00%
RENTAL INCOME AND SALES	510,485	264,474	51.81%
OTHER REVENUE	3,632,647	6,396,489	176.08%
INTERFUND TRANSFERS	56,213,483	56,311,633	0.00%
TOTAL REVENUES	<u>553,010,008</u>	<u>566,344,155</u>	<u>102.41%</u>
<u>EXPENDITURES</u>			
GENERAL GOVERNMENT	118,924,424	85,446,881	71.85%
JUDICIAL	121,843,730	102,446,063	84.08%
PUBLIC SAFETY	218,806,585	190,146,612	86.90%
EDUCATION AND RECREATION	8,521,262	7,006,814	82.23%
PUBLIC WORKS	6,196,116	5,244,250	84.64%
HEALTH AND PUBLIC WELFARE	17,912,978	13,644,579	76.17%
CONTINGENCIES	18,233,796	-	0.00%
OTHER FINANCING USES	19,136,364	18,900,552	98.77%
TOTAL EXPENDITURES	<u>\$ 529,575,255</u>	<u>422,835,751</u>	<u>79.84%</u>
REVENUES (LESS THAN) IN EXCESS OF EXPENDITURES		143,508,404	
ENCUMBRANCES		9,187,912	
FUND BALANCE OCTOBER 1, 2021		142,515,102	
FUND BALANCE END OF PERIOD		<u>295,211,418</u>	
For the Ten Months Ending July 31, 2022		<u>\$ 295,211,418</u>	