

BEXAR COUNTY, TEXAS


**MONTHLY FINANCIAL REPORT
(Unaudited and Unadjusted)**

June 30, 2022



**Leo S. Caldera, CIA, CGAP
BEXAR COUNTY AUDITOR**

Joe Yebra, MBA, CISA
First Assistant County Auditor



Paul Elizondo Tower
101 W. Nueva, Suite 800
San Antonio, Texas 78205
Phone: (210) 335-2301
Fax: (210) 335-2996
aufrontdesk@bexar.org

Leo S. Caldera, CIA, CGAP
BEXAR COUNTY AUDITOR

Honorable District Judges of Bexar County and Honorable Members of the Bexar County Commissioners Court:

The unaudited and unadjusted Monthly Financial Report of Bexar County, Texas for the nine months ending June 30, 2022 is submitted herewith. This report is submitted as required by Section 114.023 of the Texas Local Government Code and was prepared by the County Auditor's Office staff.

The Monthly Financial Report is presented in eight sections:

1. The consolidated balance sheet
2. Schedule of County bank balances
3. Schedule of County investments
4. Schedule of receipts and disbursements
5. Schedule of transfers to and from each fund
6. Schedule of outstanding debt
7. Schedule of debt requirements
8. General Fund summarized budget statement

The Monthly Financial Report presents certain financial data that is required by state statute.

Should you have any questions concerning this report, please contact Matthew Harrison of the Auditor's Office at (210) 335-3162.

Respectfully,

A handwritten signature in black ink, appearing to read "L. S. Caldera".

Leo S. Caldera, CIA, CGAP
County Auditor

Bexar County, Texas
Unaudited Consolidated Balance Sheet
Primary Government
June 30, 2022

WORKING COPY	<u>General Fund</u>	<u>Debt Service</u>	<u>Capital Projects</u>	<u>County Clerk Records Management</u>
ASSETS				
Cash and investments	\$ 321,970,786	\$ 51,003,895	\$ 610,389,304	\$ 32,357,006
Receivables:				
Taxes, Net	23,393,467	5,190,479	1,253,690	-
Accounts receivable	1,315,766	7,500	8,199,197	2,468,230
Due from other funds	-	-	-	-
Advances to other funds	20,935,809	-	-	-
Due from other governments	5,084,678	4,236,832	51,633	26,100
Inventories	639,494	-	-	-
Accrued interest	2,012,149	475,350	-	-
Deferred charges	151,433	-	-	-
Deposits	-	-	-	-
Capital assets, less accumulated depreciation	-	-	-	-
TOTAL ASSETS	\$ 375,503,582	\$ 60,914,056	\$ 619,893,824	\$ 34,851,336
LIABILITIES AND FUND BALANCES				
LIABILITIES				
Vouchers payable	\$ 3,970,206	\$ -	\$ -	\$ -
Accrued liabilities	15,275,938	-	537,629	30
Accrued interest payable	-	-	-	-
Due to other funds	-	-	-	-
Advances from other funds	-	-	4,330,185	-
Due to other governmental units	1,804,536	-	-	-
Deferred revenue	29,975,357	9,427,310	1,253,690	-
Contract retainage payable	4,182	-	4,258,478	-
Contracts payable	-	-	-	-
OPEB obligation	-	-	-	-
Revenue bonds payable	-	-	-	-
TOTAL LIABILITIES	51,030,219	9,427,310	10,379,982	30
FUND BALANCES				
Fund balances				
for debt service	-	51,486,746	-	-
for capital expenditures	-	-	609,513,842	-
for general fund	324,473,363	-	-	-
for grant awards	-	-	-	-
for administrative commitments	-	-	-	-
for enterprise funds	-	-	-	-
for internal service funds	-	-	-	-
for special revenue funds	-	-	-	34,851,306
TOTAL FUND BALANCES	324,473,363	51,486,746	609,513,842	34,851,306
TOTAL LIABILITIES AND FUND BALANCES	\$ 375,503,582	\$ 60,914,056	\$ 619,893,824	\$ 34,851,336

Bexar County, Texas
Unaudited Consolidated Balance Sheet
Primary Government
June 30, 2022

WORKING COPY	County Wide Records Management	Courthouse Security	Justice of Peace Technology	Fire Code
ASSETS				
Cash and investments	\$ 541,208	\$ 67,726	\$ 152,548	\$ 12,755,459
Receivables:				
Taxes, Net	-	-	-	-
Accounts receivable	450	276,763	36,794	-
Due from other funds	-	-	-	-
Advances to other funds	-	-	-	-
Due from other governments	-	1,416	-	-
Inventories	-	-	-	-
Accrued interest	-	-	-	-
Deferred charges	-	-	-	-
Deposits	-	-	-	-
Capital assets, less accumulated depreciation	-	-	-	-
TOTAL ASSETS	\$ 541,658	\$ 345,905	\$ 189,342	\$ 12,755,459
LIABILITIES AND FUND BALANCES				
LIABILITIES				
Vouchers payable	\$ -	\$ -	\$ -	\$ -
Accrued liabilities	-	17,950	-	24,453
Accrued interest payable	-	-	-	-
Due to other funds	-	-	-	-
Advances from other funds	-	-	-	-
Due to other governmental units	-	-	-	-
Deferred revenue	-	-	-	-
Contract retainage payable	-	-	-	-
Contracts payable	-	-	-	-
OPEB obligation	-	-	-	-
Revenue bonds payable	-	-	-	-
TOTAL LIABILITIES	-	17,950	-	24,453
FUND BALANCES				
Fund balances				
for debt service	-	-	-	-
for capital expenditures	-	-	-	-
for general fund	-	-	-	-
for grant awards	-	-	-	-
for administrative commitments	-	-	-	-
for enterprise funds	-	-	-	-
for internal service funds	-	-	-	-
for special revenue funds	541,658	327,955	189,342	12,731,006
TOTAL FUND BALANCES	541,658	327,955	189,342	12,731,006
TOTAL LIABILITIES AND FUND BALANCES	\$ 541,658	\$ 345,905	\$ 189,342	\$ 12,755,459

Bexar County, Texas
Unaudited Consolidated Balance Sheet
Primary Government
June 30, 2022

WORKING COPY	<u>District Clerk Records Management</u>	<u>Law Library</u>	<u>County Wide Court Technology</u>	<u>Dispute Resolution</u>	<u>Justice of Peace Security Fund</u>
ASSETS					
Cash and investments	\$ 454,460	\$ 310,917	\$ 131,551	\$ 29,240	\$ 691,752
Receivables:					
Taxes, Net	-	-	-	-	-
Accounts receivable	122,507	200,358	220	84,255	-
Due from other funds	-	-	-	-	-
Advances to other funds	-	-	-	-	-
Due from other governments	-	-	-	-	-
Inventories	-	-	-	-	-
Accrued interest	-	-	-	-	-
Deferred charges	-	-	-	-	-
Deposits	-	-	-	-	-
Capital assets, less accumulated depreciation	-	-	-	-	-
TOTAL ASSETS	<u>\$ 576,967</u>	<u>\$ 511,275</u>	<u>\$ 131,771</u>	<u>\$ 113,495</u>	<u>\$ 691,752</u>
LIABILITIES AND FUND BALANCES					
LIABILITIES					
Vouchers payable	\$ -	\$ -	\$ -	\$ -	\$ -
Accrued liabilities	331	5,006	-	13,993	-
Accrued interest payable	-	-	-	-	-
Due to other funds	-	-	-	-	-
Advances from other funds	-	-	-	-	-
Due to other governmental units	-	207	-	-	-
Deferred revenue	-	-	-	-	-
Contract retainage payable	-	-	-	-	-
Contracts payable	-	-	-	-	-
OPEB obligation	-	-	-	-	-
Revenue bonds payable	-	-	-	-	-
TOTAL LIABILITIES	<u>331</u>	<u>5,213</u>	<u>-</u>	<u>13,993</u>	<u>-</u>
FUND BALANCES					
Fund balances					
for debt service	-	-	-	-	-
for capital expenditures	-	-	-	-	-
for general fund	-	-	-	-	-
for grant awards	-	-	-	-	-
for administrative commitments	-	-	-	-	-
for enterprise funds	-	-	-	-	-
for internal service funds	-	-	-	-	-
for special revenue funds	576,636	506,062	131,771	99,502	691,752
TOTAL FUND BALANCES	<u>576,636</u>	<u>506,062</u>	<u>131,771</u>	<u>99,502</u>	<u>691,752</u>
TOTAL LIABILITIES AND FUND BALANCES	<u>\$ 576,967</u>	<u>\$ 511,275</u>	<u>\$ 131,771</u>	<u>\$ 113,495</u>	<u>\$ 691,752</u>

Bexar County, Texas
Unaudited Consolidated Balance Sheet
Primary Government
June 30, 2022

WORKING COPY	<u>Domestic Relations</u>	<u>Probate Contribution</u>	<u>LEOSE</u>	<u>Child Abuse Prevention</u>	<u>Drug Court Program</u>
ASSETS					
Cash and investments	\$ 44,354	\$ 874,790	\$ 145,942	\$ 26,389	\$ (801)
Receivables:					
Taxes, Net	-	-	-	-	-
Accounts receivable	25,939	-	-	5	81
Due from other funds	-	-	-	-	-
Advances to other funds	-	-	-	-	-
Due from other governments	-	-	-	-	-
Inventories	-	-	-	-	-
Accrued interest	-	-	-	-	-
Deferred charges	-	-	-	-	-
Deposits	-	-	-	-	-
Capital assets, less accumulated depreciation	-	-	-	-	-
TOTAL ASSETS	<u>\$ 70,293</u>	<u>\$ 874,790</u>	<u>\$ 145,942</u>	<u>\$ 26,394</u>	<u>\$ (720)</u>
LIABILITIES AND FUND BALANCES					
LIABILITIES					
Vouchers payable	\$ -	\$ -	\$ -	\$ -	\$ -
Accrued liabilities	45,376	1,057	5,849	-	71
Accrued interest payable	-	-	-	-	-
Due to other funds	-	-	-	-	-
Advances from other funds	-	-	-	-	-
Due to other governmental units	-	-	-	-	-
Deferred revenue	-	-	-	-	-
Contract retainage payable	-	-	-	-	-
Contracts payable	-	-	-	-	-
OPEB obligation	-	-	-	-	-
Revenue bonds payable	-	-	-	-	-
TOTAL LIABILITIES	<u>45,376</u>	<u>1,057</u>	<u>5,849</u>	<u>-</u>	<u>71</u>
FUND BALANCES					
Fund balances					
for debt service	-	-	-	-	-
for capital expenditures	-	-	-	-	-
for general fund	-	-	-	-	-
for grant awards	-	-	-	-	-
for administrative commitments	-	-	-	-	-
for enterprise funds	-	-	-	-	-
for internal service funds	-	-	-	-	-
for special revenue funds	24,917	873,733	140,093	26,394	(791)
TOTAL FUND BALANCES	<u>24,917</u>	<u>873,733</u>	<u>140,093</u>	<u>26,394</u>	<u>(791)</u>
TOTAL LIABILITIES AND FUND BALANCES	<u>\$ 70,293</u>	<u>\$ 874,790</u>	<u>\$ 145,942</u>	<u>\$ 26,394</u>	<u>\$ (720)</u>

Bexar County, Texas
Unaudited Consolidated Balance Sheet
Primary Government
June 30, 2022

WORKING COPY	Family Protection Fee	District Clerk Records Technology	Juvenile Case Manager	Probate Guardianship
ASSETS				
Cash and investments	\$ (58,822)	\$ 159,472	\$ 2,407	\$ 156,352
Receivables:				
Taxes, Net	-	-	-	-
Accounts receivable	90	235	32,348	42,690
Due from other funds	-	-	-	-
Advances to other funds	-	-	-	-
Due from other governments	-	-	-	-
Inventories	-	-	-	-
Accrued interest	-	-	-	-
Deferred charges	-	-	-	-
Deposits	-	-	-	-
Capital assets, less accumulated depreciation	-	-	-	-
TOTAL ASSETS	\$ (58,732)	\$ 159,707	\$ 34,755	\$ 199,042
LIABILITIES AND FUND BALANCES				
LIABILITIES				
Vouchers payable	\$ -	\$ -	\$ -	\$ -
Accrued liabilities	-	-	-	1,205
Accrued interest payable	-	-	-	-
Due to other funds	-	-	-	-
Advances from other funds	-	-	-	-
Due to other governmental units	-	-	-	-
Deferred revenue	-	-	-	-
Contract retainage payable	-	-	-	-
Contracts payable	-	-	-	-
OPEB obligation	-	-	-	-
Revenue bonds payable	-	-	-	-
TOTAL LIABILITIES	-	-	-	1,205
FUND BALANCES				
Fund balances				
for debt service	-	-	-	-
for capital expenditures	-	-	-	-
for general fund	-	-	-	-
for grant awards	-	-	-	-
for administrative commitments	-	-	-	-
for enterprise funds	-	-	-	-
for internal service funds	-	-	-	-
for special revenue funds	(58,732)	159,707	34,755	197,837
TOTAL FUND BALANCES	(58,732)	159,707	34,755	197,837
TOTAL LIABILITIES AND FUND BALANCES	\$ (58,732)	\$ 159,707	\$ 34,755	\$ 199,042

Bexar County, Texas
Unaudited Consolidated Balance Sheet
Primary Government
June 30, 2022

WORKING COPY	Probate Education	Juvenile Delinquency Prevention	Grants	Technology Improvement
ASSETS				
Cash and investments	\$ 357,043	\$ 29,778	\$ 156,262,411	\$ 1,653,967
Receivables:				
Taxes, Net	-	-	-	-
Accounts receivable	6,725	-	4,258	-
Due from other funds	-	-	-	-
Advances to other funds	-	-	-	-
Due from other governments	-	-	8,898	-
Inventories	-	-	-	-
Accrued interest	-	-	-	-
Deferred charges	-	-	-	-
Deposits	-	-	-	-
Capital assets, less accumulated depreciation	-	-	-	-
TOTAL ASSETS	\$ 363,768	\$ 29,778	\$ 156,275,567	\$ 1,653,967
LIABILITIES AND FUND BALANCES				
LIABILITIES				
Vouchers payable	\$ -	\$ -	\$ -	\$ -
Accrued liabilities	60	-	377,975	65
Accrued interest payable	-	-	-	-
Due to other funds	-	-	-	-
Advances from other funds	-	-	250,000	-
Due to other governmental units	-	-	-	-
Deferred revenue	-	-	-	-
Contract retainage payable	-	-	-	-
Contracts payable	-	-	-	-
OPEB obligation	-	-	-	-
Revenue bonds payable	-	-	-	-
TOTAL LIABILITIES	60	-	627,975	65
FUND BALANCES				
Fund balances				
for debt service	-	-	-	-
for capital expenditures	-	-	-	-
for general fund	-	-	-	-
for grant awards	-	-	155,647,592	-
for administrative commitments	-	-	-	-
for enterprise funds	-	-	-	-
for internal service funds	-	-	-	-
for special revenue funds	363,708	29,778	-	1,653,902
TOTAL FUND BALANCES	363,708	29,778	155,647,592	1,653,902
TOTAL LIABILITIES AND FUND BALANCES	\$ 363,768	\$ 29,778	\$ 156,275,567	\$ 1,653,967

Bexar County, Texas
Unaudited Consolidated Balance Sheet
Primary Government
June 30, 2022

WORKING COPY	<u>Stormwater Mitigation</u>	<u>Chapter 19 Voter Registration</u>	<u>Election Contracting Services</u>	<u>Tax Collector's Special Inventory</u>
ASSETS				
Cash and investments	\$ 10,177,206	\$ (168,607)	\$ (1,430,455)	\$ 9,114
Receivables:				
Taxes, Net	-	-	-	-
Accounts receivable	7,965	-	69,464	-
Due from other funds	-	-	-	-
Advances to other funds	-	-	-	-
Due from other governments	-	-	-	-
Inventories	-	-	-	-
Accrued interest	-	-	-	-
Deferred charges	-	-	961,707	-
Deposits	-	-	-	-
Capital assets, less accumulated depreciation	-	-	-	-
TOTAL ASSETS	<u>\$ 10,185,171</u>	<u>\$ (168,607)</u>	<u>\$ (399,284)</u>	<u>\$ 9,114</u>
LIABILITIES AND FUND BALANCES				
LIABILITIES				
Vouchers payable	\$ -	\$ -	\$ -	\$ -
Accrued liabilities	49,035	-	427	196
Accrued interest payable	-	-	-	-
Due to other funds	-	-	-	-
Advances from other funds	-	-	150,000	-
Due to other governmental units	3,897	-	-	-
Deferred revenue	-	51	-	-
Contract retainage payable	-	-	-	-
Contracts payable	-	-	-	-
OPEB obligation	-	-	-	-
Revenue bonds payable	-	-	-	-
TOTAL LIABILITIES	<u>52,932</u>	<u>51</u>	<u>150,427</u>	<u>196</u>
FUND BALANCES				
Fund balances				
for debt service	-	-	-	-
for capital expenditures	-	-	-	-
for general fund	-	-	-	-
for grant awards	-	-	-	-
for administrative commitments	-	-	-	-
for enterprise funds	-	-	-	-
for internal service funds	-	-	-	-
for special revenue funds	10,132,239	(168,658)	(549,711)	8,918
TOTAL FUND BALANCES	<u>10,132,239</u>	<u>(168,658)</u>	<u>(549,711)</u>	<u>8,918</u>
TOTAL LIABILITIES AND FUND BALANCES	<u>\$ 10,185,171</u>	<u>\$ (168,607)</u>	<u>\$ (399,284)</u>	<u>\$ 9,114</u>

Bexar County, Texas
Unaudited Consolidated Balance Sheet
Primary Government
June 30, 2022

WORKING COPY	<u>District Attorney Programs</u>	<u>Asset Forfeitures</u>	<u>Bexar County Housing Finance Corporation</u>	<u>Bexar County Health Facilities Development Corporation</u>
ASSETS				
Cash and investments	\$ 108,316	\$ 3,443,604	\$ 3,300,429	\$ 217,630
Receivables:				
Taxes, Net	-	-	-	-
Accounts receivable	160,335	525	-	-
Due from other funds	-	-	-	-
Advances to other funds	-	-	-	-
Due from other governments	-	405	-	-
Inventories	-	-	-	-
Accrued interest	-	-	-	-
Deferred charges	-	-	-	-
Deposits	-	-	-	-
Capital assets, less accumulated depreciation	-	-	-	-
TOTAL ASSETS	<u>\$ 268,651</u>	<u>\$ 3,444,534</u>	<u>\$ 3,300,429</u>	<u>\$ 217,630</u>
LIABILITIES AND FUND BALANCES				
LIABILITIES				
Vouchers payable	\$ -	\$ -	\$ -	\$ -
Accrued liabilities	6,666	10,673	-	-
Accrued interest payable	-	-	-	-
Due to other funds	-	-	-	-
Advances from other funds	-	-	-	-
Due to other governmental units	-	-	-	-
Deferred revenue	-	-	-	-
Contract retainage payable	-	-	-	-
Contracts payable	-	-	-	-
OPEB obligation	-	-	-	-
Revenue bonds payable	-	-	-	-
TOTAL LIABILITIES	<u>6,666</u>	<u>10,673</u>	<u>-</u>	<u>-</u>
FUND BALANCES				
Fund balances				
for debt service	-	-	-	-
for capital expenditures	-	-	-	-
for general fund	-	-	-	-
for grant awards	-	-	-	-
for administrative commitments	-	-	-	-
for enterprise funds	-	-	-	-
for internal service funds	-	-	-	-
for special revenue funds	261,985	3,433,861	3,300,429	217,630
TOTAL FUND BALANCES	<u>261,985</u>	<u>3,433,861</u>	<u>3,300,429</u>	<u>217,630</u>
TOTAL LIABILITIES AND FUND BALANCES	<u>\$ 268,651</u>	<u>\$ 3,444,534</u>	<u>\$ 3,300,429</u>	<u>\$ 217,630</u>

Bexar County, Texas
Unaudited Consolidated Balance Sheet
Primary Government
June 30, 2022

WORKING COPY	Bexar County Industrial Development Corporation	Community Venue Fund	Nonmajor Enterprise Funds	Internal Service Funds
ASSETS				
Cash and investments	\$ 193	\$ 127,670,394	\$ 7,838,424	\$ 21,844,146
Receivables:				-
Taxes, Net	-	-	-	-
Accounts receivable	-	1,300,000	319	-
Due from other funds	-	-	-	-
Advances to other funds	-	-	-	-
Due from other governments	-	-	-	-
Inventories	-	-	-	107,780
Accrued interest	-	-	-	-
Deferred charges	-	2,452,918	658,761	42,860,912
Deposits	-	-	-	-
Capital assets, less accumulated depreciation	-	187,408,951	152,420	161,755
TOTAL ASSETS	\$ 193	\$ 318,832,263	\$ 8,649,924	\$ 64,974,593
LIABILITIES AND FUND BALANCES				
LIABILITIES				
Vouchers payable	\$ -	\$ -	\$ 546	\$ -
Accrued liabilities	-	1,797	50,307	11,575,591
Accrued interest payable	-	1,114,482	-	-
Due to other funds	-	-	-	-
Advances from other funds	-	-	-	110,000
Due to other governmental units	-	-	14,862	-
Deferred revenue	-	15,348	338,380	19,315,355
Contract retainage payable	-	-	-	-
Contracts payable	-	-	-	-
OPEB obligation	-	47,248	1,041,741	228,194,216
Revenue bonds payable	-	370,062,344	-	-
TOTAL LIABILITIES	-	371,241,219	1,445,836	259,195,162
FUND BALANCES				
Fund balances				
for debt service	-	-	-	-
for capital expenditures	-	-	-	-
for general fund	-	-	-	-
for grant awards	-	-	-	-
for administrative commitments	-	-	-	-
for enterprise funds	-	(52,408,956)	7,204,088	-
for internal service funds	-	-	-	(194,220,569)
for special revenue funds	193	-	-	-
TOTAL FUND BALANCES	193	(52,408,956)	7,204,088	(194,220,569)
TOTAL LIABILITIES AND FUND BALANCES	\$ 193	\$ 318,832,263	\$ 8,649,924	\$ 64,974,593

Bexar County, Texas
Unaudited Consolidated Balance Sheet
Primary Government
June 30, 2022

WORKING COPY	<u>Total</u>
ASSETS	
Cash and investments	\$ 1,363,519,528
Receivables:	
Taxes, Net	29,837,636
Accounts receivable	14,363,019
Due from other funds	-
Advances to other funds	20,935,809
Due from other governments	9,409,962
Inventories	747,274
Accrued interest	2,487,499
Deferred charges	47,085,731
Deposits	-
Capital assets, less accumulated depreciation	187,723,126
TOTAL ASSETS	<u>\$ 1,676,109,584</u>
LIABILITIES AND FUND BALANCES	
LIABILITIES	
Vouchers payable	\$ 3,970,752
Accrued liabilities	28,001,680
Accrued interest payable	1,114,482
Due to other funds	-
Advances from other funds	4,840,185
Due to other governmental units	1,823,502
Deferred revenue	60,325,491
Contract retainage payable	4,262,660
Contracts payable	-
OPEB obligation	229,283,205
Revenue bonds payable	370,062,344
TOTAL LIABILITIES	<u>703,684,301</u>
FUND BALANCES	
Fund balances	
for debt service	51,486,746
for capital expenditures	609,513,842
for general fund	324,473,363
for grant awards	155,647,592
for administrative commitments	-
for enterprise funds	(45,204,868)
for internal service funds	(194,220,569)
for special revenue funds	70,729,177
TOTAL FUND BALANCES	<u>972,425,283</u>
TOTAL LIABILITIES AND FUND BALANCES	<u>\$ 1,676,109,584</u>

BEXAR COUNTY, TEXAS
SCHEDULE OF BANK ACCOUNT BALANCES
June 30, 2022

Bank of America

Central Depository	\$ 15,174,442.76
Attorney Bond Escrow	2,594,207.08
Bail Bond Surety	595,000.00
Credit Card Refund/Adjustment Account	1,323.56
Payroll	2,863,688.63
Election	124,777.78
Jury	134,254.00
Performing Arts Center Project Disbursement Fund	151.56
Juvenile Probation Restitution	13,627.28
CSCD Restitution	501,797.80
Sheriff Inmate Trust	1,012,602.00
County Clerk Registry Non- Interest Account	3,241,080.62
County Clerk Registry - Interest Account	391,796.18
County Clerk Registry - EMS Account	19,788,911.61
County Clerk Registry - Demand Account	7,299,000.44
District Clerk Registry Non Interest Account	11,017,679.25
District Clerk Registry - Interest Account	98,506.21
District Clerk Registry - EMS Account	10,385,458.91
District Clerk Registry - Demand Account	8,680,036.99
District Attorney Check Fee Restitution	95,704.95
District Attorney HOT Check Account	158,182.41

Other

ATD Sales Tax Account	22,977,053.51
TexStar Demand	62,815,649.58
TexStar (CARES)	79,084.47
TexStar (CARES) - ARPA	78,691,358.56
TexPool Demand	67,904,511.87
TexPool Babcock Road	706,086.40

(Continued)

BEXAR COUNTY, TEXAS
SCHEDULE OF BANK ACCOUNT BALANCES
June 30, 2022


Community Venue Accounts

Amegy Bank

Bexar County Hotel Tax	100.71
Bexar County Motor Vehicle Tax	585.58
Capital Impvmts Existing	378,850.54
Capital Impvmts Coverage Excess	17,944,046.47
BC TE Tax DS	1,345,756.63
BC MVT DS	198,733.00
Taxable Debt Service Reserve	4,328,571.83
License Revenue	2,356.56
MTV Debt Service Reserve	3,754,059.67
Tax-Exempt Comb Tax Reserve	13,630,095.44
Taxable Debt Service	3,163,133.99
2010 Sub Lien MVRT DS	1,935.15
BC 2010 Comb Venue Tax DS	2,793.83
Prop 4 2013 CVT	205,451.75
2013 MVRT D/S	472,215.68
2013 CVT D/S	253,755.57
2019 CVT Debt Service	3,907,107.86
2019 MVRT Debt Service	2,385,743.36
2021 MVRT Taxable Debt Service	532,709.82
2021 CVT Taxable Debt Service	4,096,737.93
<u>Other</u>	
TexStar - Venue	49,618,517.68
TexPool - Venue	14,766,933.96

\$ 438,336,167.42

Note: This schedule does not include the various bank accounts managed by the Tax Office.



Bexar County

Bexar County Investments
Fund 100 - General Fund - Investment Pool
Investments by Fund
June 30, 2022

CUSIP	Investment #	Issuer	Purchase Date	Book Value	Par Value	Market Value	Current Rate	YTM 360	YTM 365	Maturity Date	Maturity Days To
Corporate Commercial Paper - Dis											
4664OCLN9	11722	JP Morgan Chase	02/28/2022	39,832,000.00	40,000,000.00	39,832,000.00	1.050	1.074	1.089	11/22/2022	144
4664OCM65	11730	JP Morgan Chase	04/07/2022	29,772,216.67	30,000,000.00	29,772,216.67	1.730	1.774	1.799	12/06/2022	158
4664OCM65	11731	JP Morgan Chase	04/07/2022	29,772,216.67	30,000,000.00	29,772,216.67	1.730	1.774	1.799	12/06/2022	158
78009BJK9	11710	Royal Bank of Canada	12/23/2021	29,972,000.00	30,000,000.00	29,972,000.00	0.420	0.426	0.432	09/19/2022	80
78009BKR2	11718	Royal Bank of Canada	01/31/2022	39,904,622.22	40,000,000.00	39,904,622.22	0.740	0.751	0.761	10/25/2022	116
78009BKV8	11719	Royal Bank of Canada	01/31/2022	39,983,511.11	40,000,000.00	39,983,511.11	0.530	0.531	0.538	07/29/2022	28
78009BNT5	11739	Royal Bank of Canada	05/02/2022	9,864,666.67	10,000,000.00	9,864,666.67	2.320	2.394	2.427	01/27/2023	210
78009BNT5	11740	Royal Bank of Canada	05/03/2022	9,862,916.67	10,000,000.00	9,862,916.67	2.350	2.425	2.459	01/27/2023	210
89233HJD7	11709	Toyota Motor Credit Corp	12/22/2021	29,972,250.00	30,000,000.00	29,972,250.00	0.450	0.457	0.463	09/13/2022	74
Subtotal and Average				258,936,400.01	260,000,000.00	258,936,400.01		1.057	1.072		114


Federal Agency Coupon Securities											
3133EA7E2	11641	Federal Farm Credit Bank	03/18/2020	1,616,000.00	1,616,000.00	1,616,000.00	1.960	1.932	1.959	11/07/2022	129
3133ELT95	11663	Federal Farm Credit Bank	12/30/2020	10,000,282.97	10,000,000.00	10,000,282.97	0.200	0.113	0.115	07/13/2022	12
3133ENDR8	11703	Federal Farm Credit Bank	11/15/2021	19,960,276.53	20,000,000.00	19,960,276.53	0.400	0.540	0.547	11/09/2023	496
313382AX1	11637	Federal Home Loan Bank	03/17/2020	10,101,126.95	10,000,000.00	10,101,126.95	2.125	0.637	0.646	03/10/2023	252
Subtotal and Average				41,677,686.45	41,616,000.00	41,677,686.45		0.515	0.522		306

Treasury Coupon Securities											
912828YK0	11660	U.S. Treasury	12/30/2020	10,036,277.95	10,000,000.00	10,036,277.95	1.375	0.121	0.123	10/15/2022	106
91282CBU4	11699	U.S. Treasury	11/15/2021	19,967,645.96	20,000,000.00	19,967,645.96	0.125	0.337	0.341	03/31/2023	273
91282CBN0	11700	U.S. Treasury	11/15/2021	19,975,864.36	20,000,000.00	19,975,864.36	0.125	0.302	0.307	02/28/2023	242
9128283U2	11702	U.S. Treasury	11/15/2021	20,245,863.97	20,000,000.00	20,245,863.97	2.375	0.266	0.270	01/31/2023	214
9128287C8	11705	U.S. Treasury	12/21/2021	30,018,636.23	30,000,000.00	30,018,636.23	1.750	0.137	0.139	07/15/2022	14
912828TJ9	11706	U.S. Treasury	12/21/2021	30,053,846.91	30,000,000.00	30,053,846.91	1.625	0.171	0.173	08/15/2022	45
912828YF1	11707	U.S. Treasury	12/21/2021	30,080,754.44	30,000,000.00	30,080,754.44	1.500	0.198	0.201	09/15/2022	76
912828TY6	11708	U.S. Treasury	12/21/2021	30,151,763.16	30,000,000.00	30,151,763.16	1.625	0.269	0.273	11/15/2022	137
91282CAG6	11711	U.S. Treasury	01/07/2022	24,993,942.00	25,000,000.00	24,993,942.00	0.125	0.267	0.270	08/31/2022	61
912828YK0	11712	U.S. Treasury	01/07/2022	25,075,150.13	25,000,000.00	25,075,150.13	1.375	0.332	0.336	10/15/2022	106
912828YW4	11713	U.S. Treasury	01/07/2022	25,140,196.69	25,000,000.00	25,140,196.69	1.625	0.390	0.395	12/15/2022	167
912828Z29	11714	U.S. Treasury	01/07/2022	25,142,557.19	25,000,000.00	25,142,557.19	1.500	0.438	0.445	01/15/2023	198

Portfolio POOL
AP
FI (PRF_FI) 7.3.11
Report Ver. 7.3.11

**Fund 100 - General Fund - Investment Pool
Investments by Fund
June 30, 2022**

CUSIP	Investment #	Issuer	Purchase Date	Book Value	Par Value	Market Value	Current Rate	YTM 360	YTM 365	Maturity Date	Maturity Days To
Treasury Coupon Securities											
912828UN6	11715	U.S. Treasury	01/12/2022	30,275,757.75	30,000,000.00	30,275,757.75	2.000	0.520	0.527	02/15/2023	229
912828ZD5	11716	U.S. Treasury	01/12/2022	29,985,188.28	30,000,000.00	29,985,188.28	0.500	0.562	0.570	03/15/2023	257
912828ZH6	11717	U.S. Treasury	01/12/2022	29,909,361.36	30,000,000.00	29,909,361.36	0.250	0.626	0.634	04/15/2023	288
91282CBG5	11720	U.S. Treasury	01/31/2022	39,855,256.85	40,000,000.00	39,855,256.85	0.125	0.735	0.745	01/31/2023	214
91282BYK0	11723	U.S. Treasury	03/22/2022	30,035,405.35	30,000,000.00	30,035,405.35	1.375	0.952	0.965	10/15/2022	106
91282CAR2	11724	U.S. Treasury	03/22/2022	29,910,243.83	30,000,000.00	29,910,243.83	0.125	1.015	1.029	10/31/2022	122
912828TY6	11725	U.S. Treasury	03/22/2022	30,055,989.04	30,000,000.00	30,055,989.04	1.825	1.106	1.121	11/15/2022	137
912828YW4	11726	U.S. Treasury	03/22/2022	30,060,609.56	30,000,000.00	30,060,609.56	1.825	1.162	1.178	12/15/2022	167
912828Z29	11727	U.S. Treasury	03/22/2022	30,034,921.10	30,000,000.00	30,034,921.10	1.500	1.264	1.282	01/15/2023	198
Subtotal and Average				571,005,232.11	570,000,000.00	571,005,232.11		0.568	0.576		169
Municipal CP											
07287DGR5	11733	Baylor Scott & White Health	04/19/2022	14,990,000.00	15,000,000.00	14,990,000.00	1.000	1.016	1.030	07/25/2022	24
91411UGC3	11728	University of California Berke	03/22/2022	9,997,250.00	10,000,000.00	9,997,250.00	0.900	0.915	0.927	07/12/2022	11
91510LJ8	11736	University of Texas System	04/20/2022	9,995,750.00	10,000,000.00	9,995,750.00	0.900	0.914	0.927	07/18/2022	17
91510LKE4	11738	University of Texas System	05/02/2022	9,948,958.34	10,000,000.00	9,948,958.34	1.750	1.788	1.813	10/14/2022	105
91510LJE6	11748	University of Texas System	06/17/2022	9,958,333.34	10,000,000.00	9,958,333.34	2.000	2.037	2.066	09/14/2022	75
91512DG62	11729	University of Texas Perm Fund	04/05/2022	14,998,437.50	15,000,000.00	14,998,437.50	0.750	0.761	0.772	07/06/2022	5
Subtotal and Average				69,888,729.18	70,000,000.00	69,888,729.18		1.188	1.205		35



Bexar County

**Bexar County Investments
Fund 507 - Venue Fund
Investments by Fund
June 30, 2022**

CUSIP	Investment #	Issuer	Purchase Date	Book Value	Par Value	Market Value	Current Rate	YTM 380	YTM 365	Maturity Days To Date Maturity
46640QM65	11732	JP Morgan Chase	04/07/2022	4,962,036.11	5,000,000.00	4,962,036.11	1.730	1.774	1.799	158
		Subtotal and Average		4,962,036.11	5,000,000.00	4,962,036.11		1.775	1.799	168

Bexar County, Texas
Schedule of Receipts and Disbursements in the period of
June 30, 2022

Fund Name	Cash & Investments Balances June 1, 2022	Receipts	Disbursements	Cash & Investments Balances June 30, 2022
Governmental Funds				
General Fund				
General Fund	\$ 339,614,366.44	\$ 352,183,592.72	\$ 369,827,174.18	321,970,784.98
Debt Service				
Debt Service Fund	119,508,091.23	11,889,337.28	80,393,533.46	51,003,895.05
Capital Projects				
Road & Bridge Fund	22,438,082.16	2,569,361.93	2,579,942.64	22,427,501.45
Courthouse Facility Improvement Fund	3,631,590.53	258,748.79	(3,290.00)	3,893,629.32
Capital Projects	271,617,880.04	1,033,929.40	2,395,430.02	270,256,379.42
TXDOT ATD Multi Year Fund	109,768,582.79	16,908,275.68	16,326,155.24	110,350,703.23
Flood Control Multi Year Fund	197,340,354.26		11,715,758.99	185,624,595.27
Flood Control Fund	7,582,384.55	95,487.06	454,760.60	7,223,111.01
Fleet Acquisition Fund	10,521,185.13	92,200.00		10,613,385.13
Nonmajor Governmental Funds				
County Clerk Records Management Fund	37,894,280.53	93,861.61	5,631,136.10	32,357,006.04
County Wide Records Management Fund	496,852.51	44,355.11		541,207.62
Courthouse Security Fund	(41,477.03)	14,827.24	(94,376.02)	67,726.23
Justice of Peace Technology Fund	149,695.95	2,851.78		152,547.73
Fire Code Enforcement Fund	12,100,436.77	805,304.82	153,535.00	12,752,206.59
District Clerk Records Management Fund	186,344.03	268,115.56		454,459.59
Law Library Fund	(23,599.50)	272,208.74	(62,307.61)	310,916.85
County Wide Court Technology Fund	130,000.91	1,550.32		131,551.23
Dispute Resolution Fund	(160,469.76)	138,094.14	(51,616.03)	29,240.41
Justice of Peace Security Fund	689,143.96	2,607.64		691,751.60
Domestic Relations Fund	16,253.35	902.00	(27,198.19)	44,353.54
Probate Contribution Fund	879,800.84	477.00	5,487.63	874,790.21
Child Abuse Fund	26,332.38	56.63		26,389.01
Drug Court Program Fund	4,084.04	353.66	5,238.47	(800.77) (B)
Family Protection Fee Fund	(77,882.17)	19,059.93		(58,822.24) (B)
District Clerk Records Technology Fund	108,394.75	51,077.01		159,471.76
Juvenile Case Manager Fund	4.98	2,402.42		2,407.40
Probate Guardianship Fund	82,155.79	69,684.36	(4,511.92)	156,352.07
Probate Education Fund	342,296.66	14,716.16	(29.92)	357,042.74
Juvenile Delinquency Prevention Fund	29,762.37	16.00		29,778.37
Technology Services Fund	1,736,639.58		82,673.01	1,653,966.57
Storm Water Mitigation Fund	10,261,191.76	109,276.05	193,262.01	10,177,205.80
Chapter 19 Voter Registration Fund	(164,670.12)		3,936.67	(168,606.79) (B)
Election Contract Services Fund	(770,059.02)	54,485.11	714,880.61	(1,430,454.52) (B)
Tax Collector's Special Inventory Fund	10,257.31		1,143.54	9,113.77
Boarding Home Facilities Fund	3,251.00	1.00		3,252.00
LEOSE				
Fire Marshal Leose Fund	8,426.08	1.00		8,427.08
Sheriff's Leose Fund	100,002.95	784.48	6,110.92	94,676.51
District Attorney Leose Fund	(248.13)			(248.13) (B)
Constable 1 Leose Fund	9,258.71	1.00		9,259.71
Constable 2 Leose Fund	15,588.07	1.00		15,589.07
Constable 3 Leose Fund	5,517.80			5,517.80
Constable 4 Leose Fund	12,717.89	1.00		12,718.89
Grants				
Grants in Aid Fund	4,585,505.40	88,869.01	488,147.76	4,186,226.65
Juvenile Probation Commission Fund	8,285,108.80	373,453.00	562,162.81	8,096,398.99
Home Programs Fund	101,764.88	284,482.04	64,978.64	321,268.28
CDBG Programs Fund	(75,669.98)	103,538.29	123,345.26	(95,476.95) (A)
JJAEP Fund	693,841.61	109,338.52	128,193.08	674,987.05
JJAEP Facility Fund	644,064.52	350.00		644,414.52
Sheriff's Department Fund Donations	605,827.99	222.50	17,769.54	588,280.95
Office of Attorney General	(31,545.88)	5,515.69	6,128.54	(32,158.73) (A)
Criminal Justice Division	(556,428.86)	58,882.09	325,136.87	(822,683.64) (A)
Department of Justice	(696,782.67)	1,062,061.86	108,784.61	256,494.58
Substance Abuse & Mental Health Service	100,873.11		220,836.40	(119,963.29) (A)
Comprehensive Energy Assistance Program Grants	(625,069.40)		102,253.11	(727,322.51) (A)
Ryan White	179.13			179.13
CARES Fund	78,941.63			78,941.63
Department of Transportation	97,781.37	77,755.29	21,445.10	154,091.56
Community Infrastructure Economic Development	2,119,927.51	1,151.00		2,121,078.51
Emergency Solutions Grant	(83,634.35)	75,921.33	55,740.23	(63,453.25) (A)
American Rescue Plan Act Fund	131,133,405.69	59,548,734.88	60,830,102.45	129,852,038.12
Opioid Settlement Fund	2,294,666.36			2,294,666.36
Emergency Rental Assistance Fund	8,935,172.31		80,770.80	8,854,401.51

Bexar County, Texas
Schedule of Receipts and Disbursements in the period of
June 30, 2022

Fund Name	Cash & Investments Balances			Cash & Investments Balances
	June 1, 2022	Receipts	Disbursements	
Nonmajor Governmental Funds (cont'd)				
District Attorney Programs				
District Attorney Narcotics Fund	\$ 3,751.00			\$ 3,751.00
District Attorney Money Laundering Fund	1,113.10			1,113.10
District Attorney Gambling Fund	154,159.22	14.00		154,173.22
District Attorney Comptroller Fund	87.70			87.70
District Attorney Check Fund	12,521.47	2,251.64	181.44	14,591.67
DA Pretrial Diversion Program	(38,556.65)	7,450.00	34,294.46	(65,401.11) (B)
Asset Forfeitures				
District Attorney State Asset Forfeiture	1,701,485.09	149.00	52,446.77	1,649,187.32
District Attorney Fed Asset Forfeiture	935,729.69	856.30	8,975.04	927,610.95
Sheriff State Asset Forfeiture	195,787.15	7,546.68	6,393.38	196,940.45
Sheriff Fed Asset Forfeiture	509,172.86	44.00	4,199.50	505,017.36
Constable 1 State Asset Forfeiture	1,436.32			1,436.32
Constable 1 Fed Asset Forfeiture	41.87			41.87
Constable 2 State Asset Forfeiture	2,151.53			2,151.53
Constable 2 Fed Asset Forfeiture	22,947.59	2.00		22,949.59
Constable 4 State Asset Forfeiture	10,430.96	1.00		10,431.96
Constable 4 Fed Asset Forfeiture	1,976.27			1,976.27
Sheriff Chapter 18 State Asset Forfeiture	13,375.05	1.00		13,376.05
Sheriff Fed Asset Forfeiture - Treasury	126,353.18	352.44	20,342.44	106,363.18
Constable 3 State Asset Forfeiture	6,120.78	1.00		6,121.78
Blended Units				
Housing Finance Corporation	3,300,138.78	290.00		3,300,428.78
Health Facility Corporation	217,611.27	19.00		217,630.27
Industrial Development Corporation	192.97			192.97
Total Governmental Funds	1,310,868,758.74	448,807,259.19	553,509,457.63	1,206,166,560.30
Business-Type Activities				
Community Venue Fund	124,775,837.42	9,579,881.12	6,685,327.35	127,670,391.19
Parking Facility Fund	1,417,484.30	195,406.15	64,890.65	1,547,999.80
Sheriff's Commissary Fund	6,098,549.42	294,043.62	348,742.82	6,043,850.22
Firing Range Fund	254,300.59	1,063.00	8,789.66	246,573.93
Total Business-Type Activities	132,546,171.73	10,070,393.89	7,107,750.48	135,508,815.14
Internal Service Funds				
Fleet Maintenance Fund	569,779.56		8,698.97	561,080.59
Other Post Employment Benefits Fund	7,684,574.61	318,382.10	751,745.65	7,251,211.06
Self Insurance Funds	14,940,051.14	5,131,733.09	6,740,795.45	13,330,988.78
Records Management Fund	297,732.29	920.64	23,625.67	275,027.26
Print Shop Fund	476,371.47		50,532.98	425,838.49
Total Internal Service Funds	23,968,509.07	5,451,035.83	7,575,398.72	21,844,146.18
Fiduciary Funds				
Unclaimed Money Fund	151,802.66	283,241.91		435,044.57
Secondary Recipient Grants Fund	(206,592.33)	10,103.35	197,347.01	(393,835.99) (B)
Officer's Special Fund	20,705,469.80	572,394.50	952,538.35	20,325,325.95
Clerks' Trust Fund	43,028,764.29	2,535,311.57	1,938,375.89	43,625,699.97
Flexible Spending Accounts	91,769.52	165,376.73	151,666.35	105,479.90
Bail Bondsman Security Fund	3,208,007.08	41,200.00	60,000.00	3,189,207.08
Community Corrections Fund	3,582,357.41	4,420,155.22	1,896,500.08	6,106,012.55
	70,561,578.43	8,027,783.28	5,196,427.68	73,392,934.03
Total Funds	\$ 1,537,945,017.97	\$ 472,356,472.19	\$ 573,389,034.51	\$ 1,436,912,455.65

Note 1: The following Agency Funds are not included: Tax Collector's Account Fund and Inmate Banking Fund

Note A: The negative cash balances are the result of timing differences. These funds operate on a reimbursement basis and incur expenses before related revenues are received or cash is transferred.

Note B: The negative cash balances are the result of timing differences.

BEXAR COUNTY, TEXAS
SCHEDULE OF TRANSFERS TO AND FROM EACH FUND
June 30, 2022

	TRANSFERS IN:						Total
	General Fund	Debt Service Fund	Special Revenue Funds	Capital Project Funds	Internal Service Funds	Enterprise Service Funds	
TRANSFERS OUT:							
General Fund	\$ -	\$ -	\$ 2,572,189	\$ -	\$ 16,059,171	\$ 269,192	\$ 18,900,552
Capital							
Project Funds	-	20,059,770	-	5,853,356	-	-	25,913,126
Internal							
Service Funds	-	-	-	-	-	-	-
Enterprise							
Service Funds	98,150	450,000	-	-	-	-	548,150
Special							
Revenue Funds	56,213,483	231,666	372,108	1,650,000	-	-	58,467,257
Total Transfers	\$ 56,311,633	\$ 20,741,436	\$ 2,944,297	\$ 7,503,356	\$ 16,059,171	\$ 269,192	\$ 103,829,085

The transfer of \$98,150 from the Parking Facility Fund to General Fund is for the new custodial personnel. The transfer of \$56,213,483 from Special Revenue Funds to General Fund consists of \$100,000 from the Family Protection Fee Fund for re-payment of build out costs associated with the new office space for the Family Justice center in the Federal Reserve Building and \$56,113,483 from the American Rescue Plan Act Fund due to Fiscal Year 2020 - 2021 revenue loss. The transfer of \$20,059,770 from the TXDOT AID Fund to the Debt Service fund is to pay debt service on bonds issued to pay for roads. The transfer of \$450,000 from the Enterprise Service Fund to the Debt Service fund is to pay debt service associated with construction of the parking facilities. The transfer of \$231,666 from the Special Revenue Fund to the Debt Service fund is to pay debt service on bonds issued to pay for a new Fire Marshal's Office building. The transfer of \$2,572,189 from General Fund to Special Revenue Funds consists of \$239,644 to the Courthouse Security Fund to sustain the costs of courthouse security personnel, \$225,280 to the Law Library Fund, \$60,506 to the Drug Court Fund, \$233,825 to the Domestic Relations Fund, \$275,030 to the District Attorney's Pre-Trial Diversion Fund, and \$998,300 to the Technology Services Fund to sustain their expenses, \$85,454 to the Grants In Aid Fund is for cash match required by the grants agreement, and \$454,150 to the Community Infrastructure Economic Development Fund to assist the County workforce with developing skills for the ever evolving job industry. The transfer of \$372,108 from Special Revenue Funds to Special Revenue Funds consists of \$284,500 from the County Clerk Records Management Fund to the County Wide Records Management Fund for the purposes of scanning and destroying records located at the Records Management Center and \$80,000 from the Technology Services Fund to the Justice of the Peace Technology Fund to support the cost of maintenance agreements, and \$7,608 from the Domestic Relations Fund to the Office of the Attorney General Fund to cash match. The transfer of \$7,503,356 to the Capital Funds consists of \$1,500,000 to the Capital Improvement Fund to partially fund the Tyler Technologies eCLIS records keeping component and \$7,853,356 to the Fleet Acquisition Fund to support the purchase of new vehicles related to program changes and for the FY2021-22 replacements of County-owned vehicles. The transfer of \$16,059,171 from the General Fund to the Internal Service Funds is to sustain and maintain the costs of the Health and Life Fund, Workers Compensation Fund, OPEB Fund, and Print Shop Fund. The transfer of \$269,192 from the General Fund to the Enterprise Service Fund is to sustain the expenses of the Firing Range Fund, since fees have not been approved for the use of this facility to date. The remaining transfers are the result of normal transactions between funds.

BEXAR COUNTY, TEXAS
LONG TERM DEBT OVERVIEW
GOVERNMENTAL ACTIVITIES SCHEDULE OF OUTSTANDING DEBT
September 30, 2022

Refunding Bonds	Original Amount	Interest Rate	Total Outstanding Balances		
			Principal	Interest	Total Requirements
12/19/13 Limited Tax Gen Obligation Ref Bonds	18,055,000	2.00-5.00	2,560,000	180,700	2,740,700
12/19/13 Unlimited Tax Gen Obligation Ref Bonds	16,835,000	1.75-5.00	2,815,000	175,850	2,990,850
12/23/14 Unlimited Tax Refunding Bonds	9,360,000	1.50-5.00	2,675,000	276,750	2,951,750
12/30/14 Limited Tax Refunding Bonds	54,575,000	3.00-5.00	18,905,000	1,945,000	20,850,000
12/30/14 Flood Control Tax Refunding Bonds	111,810,000	4.00-5.00	12,700,000	1,341,500	14,041,500
7/21/16 Limited Tax Gen Obligation Ref Bonds	248,415,000	3.00-5.00	123,045,000	33,843,100	156,888,100
7/21/16 Flood Control Gen Obligation Ref Bonds	101,740,000	3.00-5.00	70,935,000	17,690,000	88,625,000
12/28/17 Limited Tax Ref Bonds	384,715,000	3.00-5.00	167,300,000	80,999,400	248,299,400
12/28/17 Flood Control Tax Ref Bonds	28,140,000	2.00-4.00	26,105,000	9,229,150	35,334,150
12/19/19 General Obligation Ref Bonds, Series 2019	79,645,000	4.00-5.00	74,390,000	46,010,050	120,400,050
12/19/20 Flood Control Ref Bonds, Series 2019	45,310,000	4.00	45,310,000	28,221,200	73,531,200
08/26/20 Limited Tax Refunding Bonds, Series 2020A	26,365,000	3.00-5.00	23,610,000	10,627,400	34,237,400
08/26/20 Limited Tax Refunding Bonds, Series 2020B	228,510,000	1.538-5.00	224,705,000	67,531,480	292,236,480
08/26/20 Limited Tax Flood Control Ref Bonds, Series 2020	59,225,000	1.538-5.00	58,210,000	15,721,287	73,931,287
12/30/21 Flood Control Tax Ref Bonds, Series 2021	57,730,000	.651-2.371	57,730,000	10,031,947	67,761,947
12/30/21 Unlimited Tax Ref Bonds, Series 2021	6,540,000	5.00	6,540,000	1,468,750	8,008,750
12/30/21 Limited Tax Ref Bonds, Series 2021	436,215,000	.651-2.863	436,215,000	140,205,320	576,420,320
		Sub-Total	1,353,750,000	465,498,884	1,819,248,884
General Obligation Bonds					
11/29/2017 Pass-Through Rev & Ltd Tax Bonds	40,840,000	4.00-5.00	38,290,000	24,402,050	62,692,050
		Sub-Total	38,290,000	24,402,050	62,692,050
Certificates of Obligation					
02/14/13 Comb Tax and Rev Certif of Obligation	83,955,000	3.00-5.00	18,370,000	7,200,200	25,570,200
05/09/13 Comb Tax and Rev Certif of Obligation	115,040,000	1.00-5.00	100,000	2,000	102,000
08/22/13 Comb Tax and Rev Certif of Obligation	331,725,000	2.00-5.00	5,195,000	259,750	5,454,750
12/30/14 Comb Tax and Rev Certif of Obligation	87,130,000	3.00-5.00	7,515,000	868,250	8,383,250
08/13/15 Pass-Through Rev & Ltd Tax Bonds, Series 2015A	17,405,000	2.00-5.00	8,500,000	3,170,556	11,670,556
08/13/15 Pass-Through Rev & Ltd Tax Bonds, Series 2015B	29,385,000	2.00-5.00	14,430,000	7,636,100	22,066,100
08/25/16 Comb Tax and Rev Certif of Obligation	91,675,000	2.00-5.00	90,875,000	49,279,300	140,154,300
12/20/16 Comb Tax & Rev C.O., Series 2016A	93,280,000	3.00-5.00	41,805,000	26,489,700	68,294,700
12/20/16 Comb Tax & Rev C.O., Series 2016B	20,330,000	3.00-5.00	12,665,000	2,713,350	15,378,350
12/27/18 Comb Tax & Rev C.O., Series 2018	198,035,000	4.00-5.00	196,535,000	143,027,450	339,562,450
01/06/20 Comb Tax & Rev C.O., Series 2019	122,355,000	4.00-5.00	113,925,000	65,874,900	179,799,900
12/30/21 Comb Tax and Rev C.O. Series 2021	90,185,000	3.00-5.00	89,185,000	55,657,100	144,842,100
12/30/21 Pass-Through Rev & Ltd Tax Bonds, Series 2021	14,940,000	3.00-4.00	14,940,000	4,456,650	19,396,650
		Sub-Total	614,040,000	366,635,306	980,675,306
Total Bonds, Certificates of Obligation	\$ 3,365,020,000		\$ 2,006,080,000	\$ 856,536,240	\$ 2,862,616,240

**Debt Requirements Overview for
Bonds & Certificates of Obligation**

	Principal	Interest	Total
2023	54,555,000	70,052,900	124,607,900
2024	60,650,000	67,638,864	128,288,864
2025	65,075,000	64,897,928	129,972,928
2026	69,305,000	61,916,990	131,221,990
2027-2031	421,685,000	265,425,703	687,110,703
2032-2036	514,620,000	194,110,606	708,730,606
2037-2041	510,415,000	106,941,646	617,356,646
2042-2046	302,870,000	25,344,453	328,214,453
2047-2051	6,905,000	207,150	7,112,150
	2,006,080,000	856,536,240	2,862,616,240

Note: Scheduled Debt Service Payments

Bonds and Certificates of Obligation:

- June 15th of each year principal and interest
- December 15th of each year interest only

	Total Fiscal Year 2022 Debt Service Payment		
	Principal	Interest	Total
2022	44,915,000	79,079,991	123,994,991

**BEXAR COUNTY, TEXAS
LONG TERM DEBT OVERVIEW
BUSINESS-TYPE ACTIVITIES SCHEDULE OF OUTSTANDING DEBT
September 30, 2022**

<u>Refunding Bonds</u>	<u>Original Amount</u>	<u>Interest Rate</u>	<u>Total Outstanding Balances</u>		
			<u>Principal</u>	<u>Interest</u>	<u>Total Requirements</u>
09/04/08 Taxable Venue Proj Ref Bonds (CVT), Series 2008B	50,810,000	3.77-6.98	32,040,000	13,752,876	45,792,876
12/15/12 Tax Exempt Venue Proj Ref Bonds (CVT), Series 2013	92,190,000	2.00-5.00	250,000	3,750	253,750
12/15/12 Tax Exempt Venue Proj Ref Bonds (MVRT), Series 2013	25,880,000	2.00-5.00	465,000	6,975	471,975
11/18/2015 Tax Exempt Venue Proj Rev Ref Bonds (CVT), Series 2015	78,935,000	3.00-5.00	5,230,000	538,750	5,768,750
07/25/19 Tax Exempt Venue Proj Ref Bonds (CVT), Series 2019	87,945,000	4.00-5.00	84,175,000	47,971,449	132,146,449
07/25/19 Tax Exempt Venue Proj Ref Bonds (MVRT), Series 2019	48,325,000	4.00-5.00	45,815,000	23,189,225	69,004,225
09/23/21 Taxable Venue Ref Bonds (CVT), Series 2021	171,535,000	.331-3.181	171,535,000	94,714,040	266,249,040
09/23/21 Taxable Venue Ref Bonds (MVRT), Series 2021	23,510,000	.331-3.181	23,510,000	10,738,138	34,248,138
		Sub-Total	363,020,000	190,915,203	553,935,203
Total Bonds	\$ 750,735,000		\$ 363,020,000	\$ 190,915,203	\$ 553,935,203

**Debt Requirements Overview for
Venue Project Bonds**

	<u>Principal</u>	<u>Interest</u>	<u>Total</u>
2022	9,445,000	6,693,623	16,138,623
2023	9,265,000	12,990,992	22,255,992
2024	9,655,000	12,592,891	22,247,891
2025	10,100,000	12,152,934	22,252,934
2026	57,610,000	53,633,012	111,243,012
2027-2031	66,485,000	40,791,945	107,276,945
2032-2036	70,905,000	28,900,032	99,805,032
2037-2041	66,750,000	17,467,579	84,217,579
2042-2046	59,860,000	5,598,515	65,458,515
2047-2051	2,945,000	93,680	3,038,680
	363,020,000	190,915,203	553,935,203

Note: Scheduled Debt Service Payments

Venue Project Bonds

1. February 15th of each year interest only
2. August 15th of each year principal and interest

	<u>Total Fiscal Year 2022 Debt Service Payment</u>		
2022	9,445,000	12,816,724	22,261,724

BEXAR COUNTY, TEXAS
LONG TERM DEBT OVERVIEW
GOVERNMENTAL ACTIVITIES SCHEDULE OF OUTSTANDING DEBT
September 30, 2022

	<u>2022</u>		
<u>Refunding Bonds</u>	<u>Principal</u>	<u>Interest</u>	<u>Requirements</u>
12/19/13 Limited Tax General Obligation Ref Bonds	1,195,000	175,200	1,370,200
12/19/13 Unlimited Tax General Obligation Ref Bonds	1,560,000	358,850	1,918,850
12/30/14 Unlimited Tax Refunding Bonds	750,000	331,750	1,081,750
12/30/14 Limited Tax Refunding Bonds	5,410,000	1,591,750	7,001,750
12/30/14 Flood Control Tax Refunding Bonds	3,190,000	2,164,200	5,354,200
07/21/16 Limited Tax General Obligation Ref Bonds	7,825,000	9,186,500	17,011,500
07/21/16 Flood Control General Obligation Ref Bonds	2,910,000	3,620,950	6,530,950
12/28/17 Limited Tax Ref Bonds	80,000	18,220,599	18,300,599
12/28/17 Flood Control Tax Ref Bonds	1,010,000	1,019,100	2,029,100
12/19/19 General Obligation Ref Bonds, Series 2019	1,795,000	3,084,200	4,879,200
12/19/19 Flood Control Ref Bonds, Series 2019	-	1,812,400	1,812,400
08/26/20 Limited Tax Ref Bonds, Series 2020A	1,325,000	1,024,400	2,349,400
08/26/20 Limited Tax Ref Bonds, Series 2020B	1,480,000	5,662,303	7,142,303
08/26/20 Limited Tax Flood Control Ref Bonds, Series 2020	400,000	1,613,344	2,013,344
Sub-Total	28,930,000	49,865,546	78,795,546
General Obligation Bonds			
11/29/2017 Pass-Through Rev & Ltd Tax Bonds	850,000	1,897,750	2,747,750
Sub-Total	850,000	1,897,750	2,747,750
Certificates of Obligation			
02/14/13 Comb Tax and Rev Certif of Obligation	2,200,000	702,663	2,902,663
05/09/13 Comb Tax and Rev Certif of Obligation	100,000	6,000	106,000
08/22/13 Comb Tax and Rev Certif of Obligation	4,955,000	507,500	5,462,500
12/30/14 Comb Tax and Rev Certif of Obligation	1,000,000	775,000	1,775,000
08/13/2015 Pass-Through Rev & Ltd Tax Bonds	385,000	336,844	721,844
08/13/2015 Pass-Through Rev & Ltd Tax Bonds	630,000	612,750	1,242,750
8/25/2016 Comb Tax and Rev Certif of Obligation	250,000	3,452,450	3,702,450
12/20/16 Comb Tax & Rev C.O., Series 2016A	250,000	4,300,600	4,550,600
12/20/16 Comb Tax & Rev C.O., Series 2016B	1,265,000	755,200	2,020,200
12/27/18 Comb Tax & Rev C.O., Series 2018	500,000	9,148,100	9,648,100
01/06/20 Comb Tax & Rev C.O., Series 2019	2,600,000	5,160,200	7,760,200
12/30/21 Comb Tax & Rev C.O., Series, 2021	1,000,000	1,559,388	2,559,388
Sub-Total	15,135,000	27,316,695	42,451,695
Total Bonds, Certificates of Obligation	\$ 44,915,000	\$ 79,079,991	\$ 123,994,991

**BEXAR COUNTY, TEXAS
LONG TERM DEBT OVERVIEW
BUSINESS-TYPE ACTIVITIES SCHEDULE OF OUTSTANDING DEBT
September 30, 2022**

<u>Refunding Bonds</u>	<u>2022</u>		
	<u>Principal</u>	<u>Interest</u>	<u>Requirements</u>
09/04/08 Taxable Venue Proj Ref Bonds (CVT), Series 2008B	2,055,000	2,210,104	4,265,104
12/15/12 Tax Exempt Venue Proj Ref Bonds (CVT), Series 2013	250,000	7,500	257,500
12/15/12 Tax Exempt Venue Proj Ref Bonds (MVRT), Series 2013	465,000	13,950	478,950
11/18/15 Tax Exempt Venue Proj Rev Ref Bonds (CVT), Series 2015	1,215,000	261,500	1,476,500
07/25/19 Tax Exempt Venue Proj Rev Ref Bonds (CVT), Series 2019	2,130,000	3,541,800	5,671,800
07/25/19 Tax Exempt Venue Proj Rev Ref Bonds (MVRT), Series 2019	1,410,000	1,947,450	3,357,450
09/23/21 Taxable Venue Ref Bonds (CVT), Series 2021	1,685,000	4,302,661	5,987,661
09/23/21 Taxable Venue Ref Bonds (MVRT), Series 2021	235,000	531,759	766,759
Sub-Total	<u>9,445,000</u>	<u>12,816,724</u>	<u>22,261,724</u>
Total Bonds	<u>\$ 9,445,000</u>	<u>\$ 12,816,724</u>	<u>\$ 22,261,724</u>

BEXAR COUNTY, TEXAS
STATEMENT OF REVENUES & EXPENDITURES & CHANGES IN FUND BALANCE
BUDGET TO ACTUAL
GENERAL FUND (100)
For the Nine Months Ending June 30, 2022

	CURRENT BUDGET	YEAR TO DATE AMOUNT	PERCENT OF CURRENT BUDGET USED
<u>REVENUES</u>			
AD VALOREM TAXES	\$ 416,274,101	\$ 419,578,439	100.79%
OTHER TAXES, LICENSES & PERMITS	27,053,020	31,244,815	115.49%
INTERGOVERNMENTAL REVENUES	7,131,132	4,251,693	59.62%
SERVICE FEES	26,024,679	22,164,323	85.17%
MOTOR VEHICLE FEES	4,806,300	4,169,678	86.75%
COMMISSIONS ON AD VALOREM TAXES	5,264,161	5,844,191	111.02%
FINES AND FORFEITURES	6,100,000	4,004,908	65.65%
RENTAL INCOME AND SALES	510,485	241,630	47.33%
OTHER REVENUE	3,632,647	5,209,472	143.41%
INTERFUND TRANSFERS	56,213,483	56,311,633	0.00%
TOTAL REVENUES	<u>553,010,008</u>	<u>553,020,782</u>	<u>100.00%</u>
<u>EXPENDITURES</u>			
GENERAL GOVERNMENT	117,804,408	76,779,985	65.18%
JUDICIAL	121,833,499	92,660,711	76.06%
PUBLIC SAFETY	217,759,724	169,568,536	77.87%
EDUCATION AND RECREATION	8,521,262	6,383,023	74.91%
PUBLIC WORKS	6,196,116	3,524,187	56.88%
HEALTH AND PUBLIC WELFARE	17,912,978	10,596,155	59.15%
CONTINGENCIES	20,473,422	-	0.00%
OTHER FINANCING USES	19,136,364	18,900,552	98.77%
TOTAL EXPENDITURES	<u>\$ 529,637,773</u>	<u>378,413,149</u>	<u>71.45%</u>
REVENUES (LESS THAN) IN EXCESS OF EXPENDITURES		174,607,633	
ENCUMBRANCES		7,350,628	
FUND BALANCE OCTOBER 1, 2021		142,515,102	
FUND BALANCE END OF PERIOD		<u>324,473,363</u>	
For the Nine Months Ending June 30, 2022		<u>\$ 324,473,363</u>	